



USERGUIDE

REV-1.01A

Feb 16th, 2009

<http://www.flatmod.com>




1 What's FLATMOD and how to use it

FLATMOD introduces the flatmii's method to modify your wii in a 100% SOLDERLESS dvd backup ,supporting Wii/Gamecube/Iso9660/Multigame and double layer backup discs playing.

Features :

- No soldering required,100% SOLDERLESS
- No clip required
- No firmware modification required
- Plug and Play 2 Minutes
- ALL chipsets compatible including EPOXY and D3/d2nothing drives
- 100% FLATMII compatible
- Easy region configuration Switches
- Flash memory SPI
- 3x Speed
- Supports ISO9660/Wii/Gamecube,Multigames and DL discs
- Configurable region free
- Configurable Updates blocker
- Configurable Autoboot (Insert disc and its directly played)
- Configuration disc and JTAG socket for full SPI/ACTEL Hw actel
- **EXPRESS CONFIGURATION** disc function via EJECT button
- **Protect Drive System**







Installation

1.1 How to install FLATMOD

1. Fix the flatmod with a few parts of double side fix tape, and place the main board WII marked connector at parallel with the drive flat connector
 2. Plug the EXTRA supplied wide flat cable inside the marked with DVD connector and plug the other side inside the drive connector (pass the cable under the flatmii's mainboard for a better comfortability)
 3. Insert the wii's flat cable inside the marked with WII connector and the drive power white cable, test that everything is ok by powering on and checking how the flatmod, configure your region switches following the picture at the bottom and insert a game disc to check how the flatmod led flicks and reads the game disc
1. Assemble , screw your drive and close the wii enclosure

CONFIGURATION REGION SWITCHES GUIDE





Installation Videotutorial --> http://www.youtube.com/watch?v=_W0rco254Gg



1.2 Using Flatmod :

Flatmod includes the next options :

- **Regionfree** , Force game discs to your region console zone
- **Updates blocker** , bypass updates request at the latest game discs
- **Autoboot** , plays the game directly just after insert the disc
- **Multigame** , Allows to play **MULTIGAME discs** . NOTE : a homebrew loader is required

All them are fully configurable by using the config disc iso at :

<http://www.flatmod.com/FlatmodConfigDisc.rar>

Flatmod configuration is Regionfree ON,Updates blocker ON,Multigame ON y Autoboot OFF by default and fully configurable using the config disc

Flatmod includes **CONFIG EXPRESS mode** , this mode uses a preinstalled secondary temporal configuration , the config express mode is recommended for to play trimmed game discs which produces some error when the chip tries to use the update blocker option over it (the trimming tool removes the update part) , config disc is recommended when some Non critical update is needed to play a game , i.e. Need for Speed Underground mandatory IOS (AKA 002)

CONFIG EXPRESS mode is accessed by pressing EJECT button when NO DISC is inside the tray , after the small tray noise is played config express is activated and a preinstalled config is executed temporally with Regionfree ON,Updates blocker OFF,Multigame ON andy Autoboot OFF configuration

PROTECT DRIVE SYSTEM autodetects scratches or excessive dust/dirtyness over you used backup game discs autoejecting them to avoid any wii dvd drive hardware damage

Enjoy Flatmod !!

FLATMOD (C) 2009
