
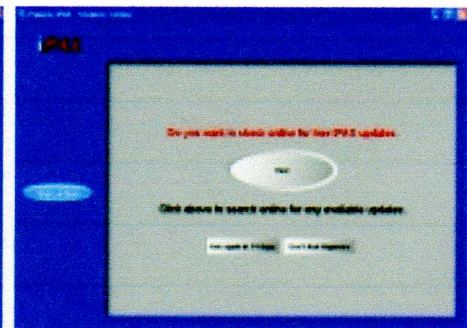
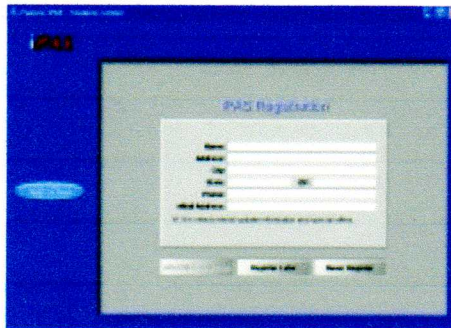


How To Setup Your Installation

- 1) If you haven't already done so, download and install the 3D Performers Practice Tools (powered by iPAS) onto your home computer. You can download the program at "www.pyware.com/PerformersPracticeTools."



- 2) The first time the program runs, you will be asked to register and check for updates.



- 3) When the Account screen appears, enter the following information into the blanks provided.

3D Account Name:

Richard Wong

3D Account ID:

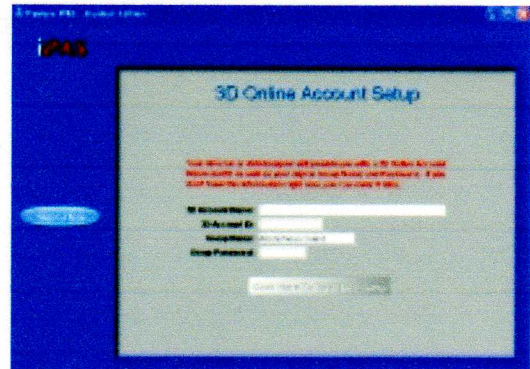
aa-27284

User Group Name:

Anonymous Guest

User Group Password:

(leave this blank)



- 4) You will next be asked to enter your name and eMail address. Enter the following information into the blanks provided.

Your Name:

(type your name here)

E-Mail Address:

(type your email address here)

