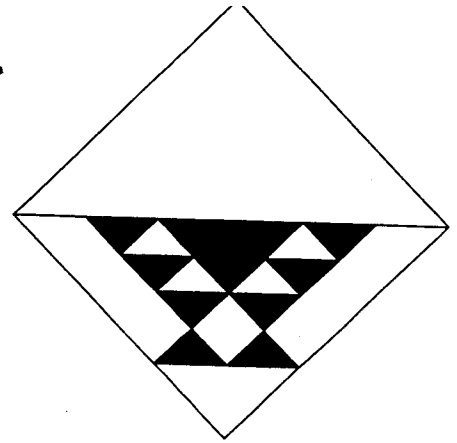


Block of the Month for December



Dark - cut 1 4- $\frac{3}{4}$ inch square cut in half diagonally

Medium - cut 4 2 $\frac{7}{8}$ inch square cut in half diagonally

Bkg Light - cut 1 12 $\frac{7}{8}$ inch square cut in half diagonally

cut 2 2 $\frac{7}{8}$ inch square cut in half diagonally

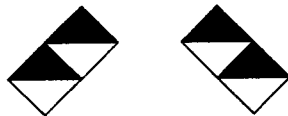
cut 1 2 $\frac{1}{2}$ inch square

cut 1 4 $\frac{3}{4}$ square cut in half diagonally

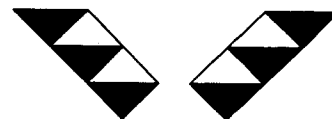
1 each template A and template A reversed

Handle - 1 $\frac{1}{2}$ x 17 bias strip


1. Sew background 2 $\frac{7}{8}$ triangles to medium triangles. Sew squares into pairs.



2. Sew medium 2 $\frac{7}{8}$ triangle to end of each pair.

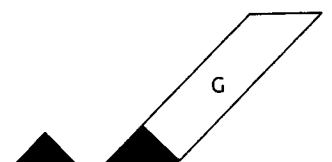


3. Sew right set of triangles to 4 $\frac{3}{4}$ inch dark triangle.
Sew 2 $\frac{1}{2}$ inch background square to remaining set of triangles. Then sew to opposite of dark triangle.




4. Sew medium 2 $\frac{7}{8}$ inch triangles to square end of template.

5. Attach units in step 4 to either side of basket.



6. Sew 12 $\frac{7}{8}$ inch triangle to top of basket.
7. Attach handle. Unstitch small space and tuck handle ends into seam and resew.
8. Decorate or not.

Scanned with



A and A reverse

Scanned with