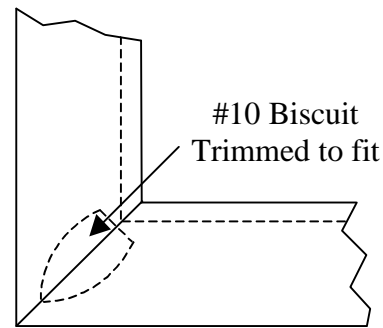
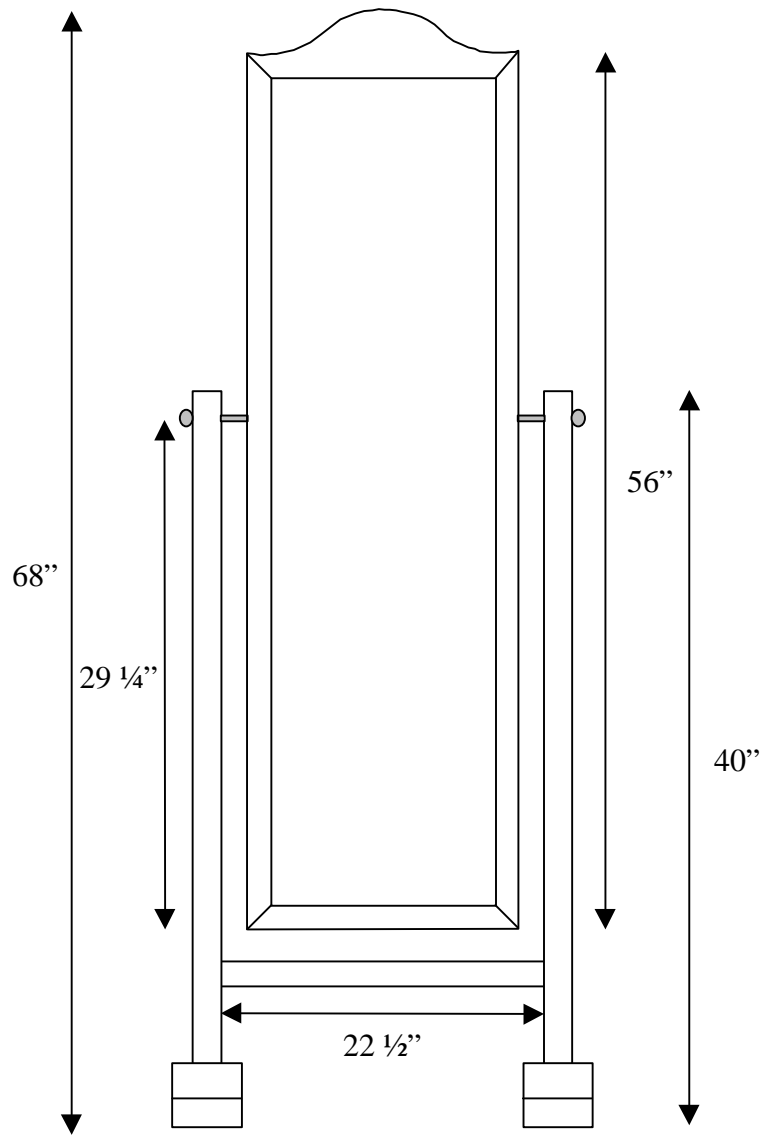
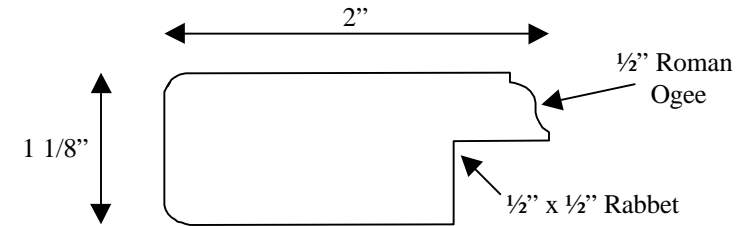


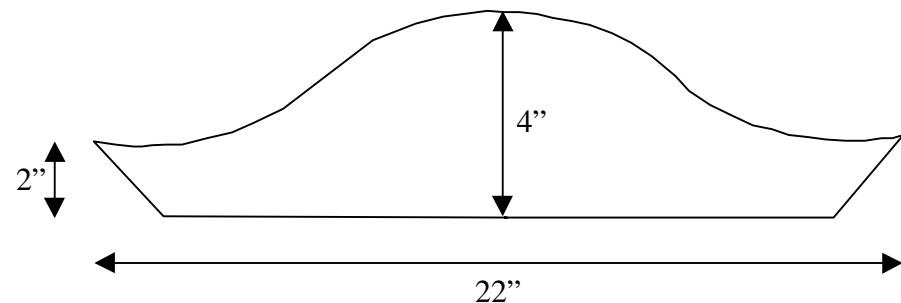
Cheval Mirror



Mirror Frame Joint Detail

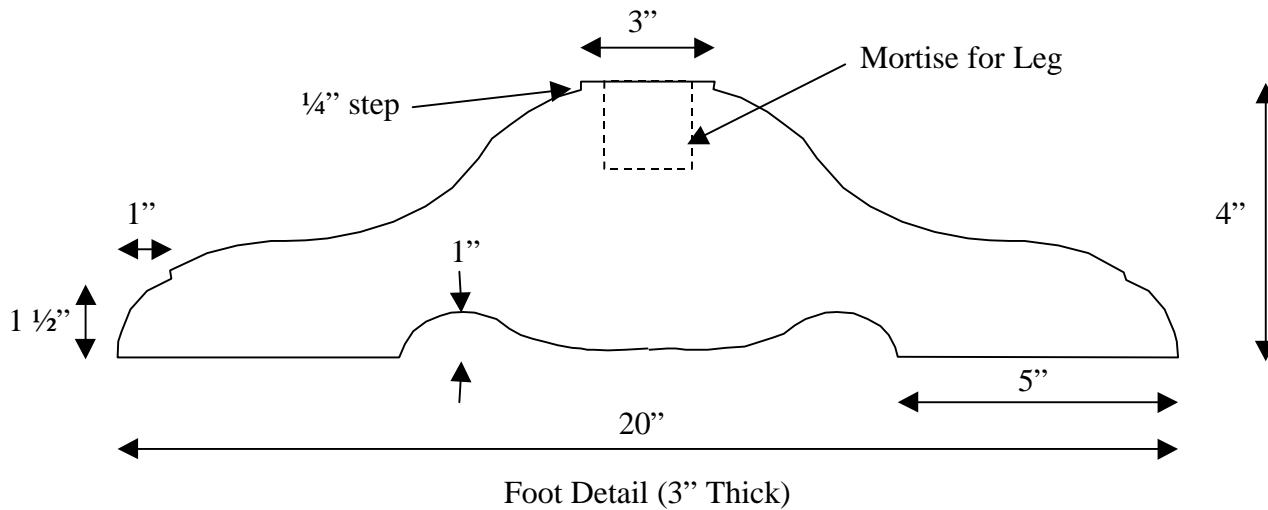
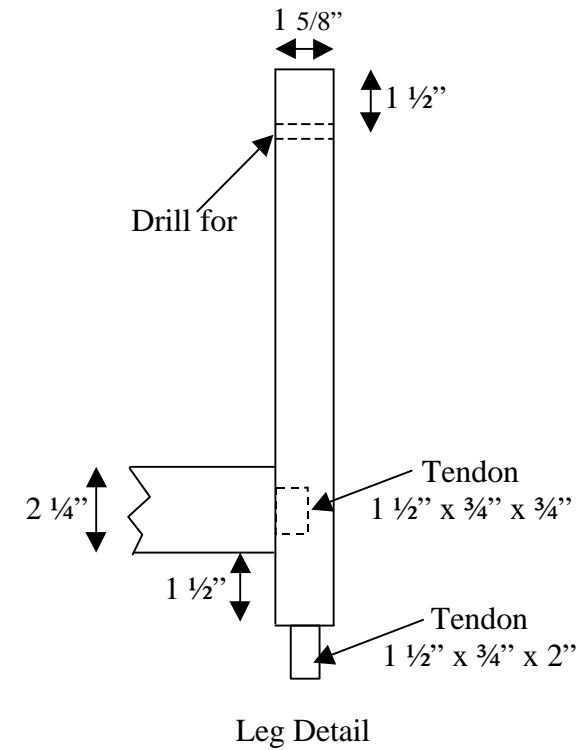
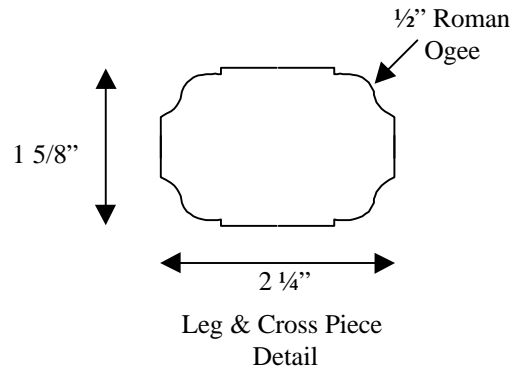


Mirror Frame Cross Section



Mirror Top Detail

Cheval Mirror



Cheval Mirror Directions

Materials

The entire mirror is made of Oak and stained with Minwax Golden Oak

One set of Mirror Lugs

Carved Wooden Decoration for the top

4 Biscuits size 10 (need to be trimmed)

VERIFY ALL DIMENSIONS FIRST, DRY FIT ALL PIECES BEFORE ASSEMBLY

Feet

Overall dimensions are 20" long, 4" high and 3" wide (I used 2 pieces of 1 1/2" thick boards glued together)

All edges are square

Legs

Overall Dimensions are 38" long (includes Tendon), 2 1/4" wide and 1 5/8" thick

I used a 1/2" Roman Ogee bit on all edges (Sides and Top)

Cross Piece

Overall Dimension is 24" (includes Tendons), 2 1/4" wide and 1 5/8" thick

I used a 1/2" Roman Ogee bit on all edges

Mirror Frame

Bottom Over all dimension is 22" long, 2" wide and 1 1/8" thick

Sides Over all dimensions are 56" long, 2" wide and 1 1/8" thick

Top Over all dimension is 22" long, 4" wide and 1 1/8" thick

I used a 1/2" Roman Ogee bit on all inside edges and rounded over all outside edges

All Joints are 45° Butt joints with #10 Biscuits and glue (watch the biscuits they are too long and need to be trimmed)

Mirror

Over all dimension is 54" long, 19" wide and 3/16" thick

I used a 1/8" thick backer board for added strength of the same dimensions

USE AT YOUR OWN RISK, THIS DRAWING IS FOR DISCUSSION PURPOSES ONLY

Cheval Mirror

