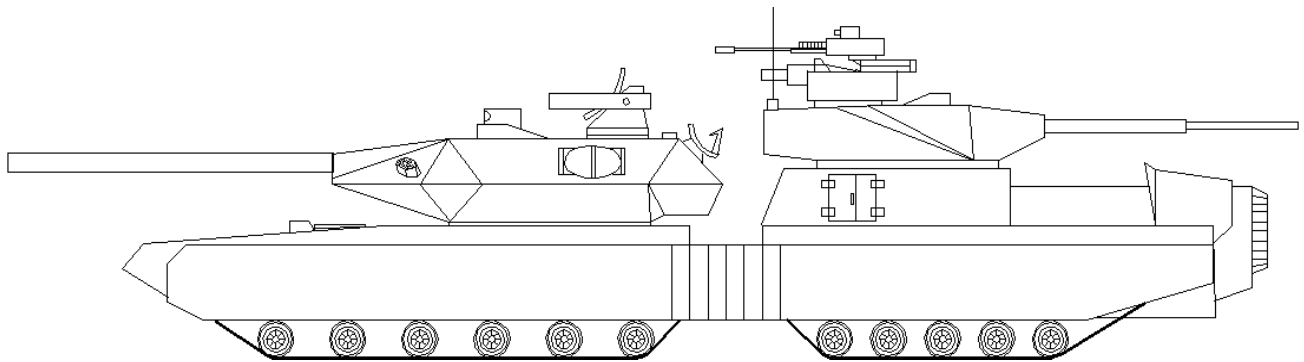


American Military Equipment in 2300ad



© Copyright 1994 -1999

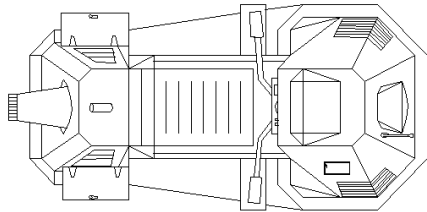
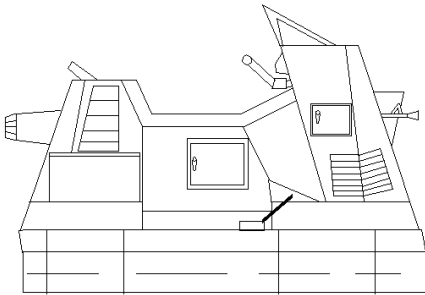
D. W. Malesevich

davemal@fdldotnet.com

If you download this booklet please let me know
what you think of the contents and what could be
improved. Dave Malesevich 3/11/99

Visit Pentapod's World of 2300AD - <http://www.geocities.com/TimesSquare/Arcade/2303/>

M-5 Hovercycle



Meters

TYPE: Military Hovercycle

CREW: Operator

WEIGHT: 650 kg

ARMOR: Plenum: 0.01 All Others: 0.01

CARGO: 50 kg

MAXIMUM SPEED: 180 kph

CRUISING SPEED: 120 kph

POWER PLANT: 0.04 MW MHD Turbines

FUEL CAPACITY: 32 kg H₂

FUEL CONSUMPTION: 1.25 kg/hour

ENDURANCE: 25 hours 36 minutes

SIGNATURE: 0.5 **EVASION:** 12

SENSOR RANGE: N/A Mk1 eyeballs

OFF ROAD MOBILITY: Full

COST: \$9,000.00

ARMAMENT

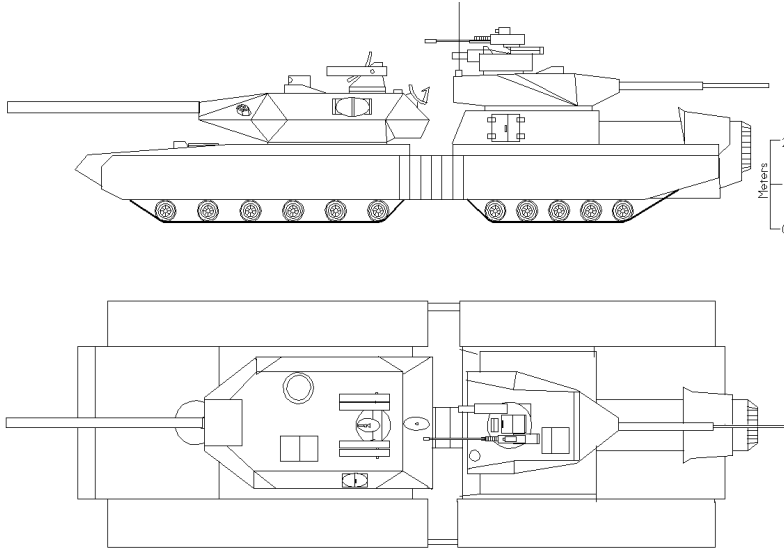
- 1 - M-955 Browning 5.5mm LMG
Range Finder: None

ROF = 2	Cl	Ef	Lg	Ex
Area Range	100	200	300	400
AFV	3	2	1	0.5
DPV	1	0.7	0.5	0.3
Rounds per burst = 20				

Rounds Carried: 300/5.5mm
15 bursts

- 1 - 30mm Rear Firing Grenade Launcher
Fixed Range of 250 meters(to the rear)
Rate of Fire 2
Magazines 2 X 12 rds. Driver selectable
30mm HE DP: As explosion(EP=4)
30mm Smoke DP: As explosion
(EP=1)No Fragmentation
Obscuration cloud
10m long X 10m High
Forms in 15 seconds
Lasts 120 seconds

M-10 Heavy Tank



TYPE: Tracked Heavy Tank

CREW: Driver, Commander, Gunner 1, Rear

Turret Commander, Gunner 2

ADDITIONAL CREW: Company CO, TAC

Officer (On Command Tank)

WEIGHT: 125,000 kg

ARMOR: Suspension: 100 Front: 190 Main Turret Front: 250, Main Turret Other: 125, Rear Turret: 85, Top + Rear: 90

CARGO: None

MAXIMUM SPEED: 80 kph

CRUISING SPEED: 50 kph

POWER PLANT: 3 MW MHD Turbine

FUEL CAPACITY: 1500 kg H₂

FUEL CONSUMPTION: 80 kg/hour

ENDURANCE: 18 hours 50 minutes

SIGNATURE: 10 **EVASION:** 1

SENSOR RANGE: 12,000 meters

OFF ROAD MOBILITY: Full

COST: \$15,034,760.00

ARMAMENT

- 1 - 15 cm Mass Driver Gun in Forward Turret
 Aimed Fire Range: Cl=2000 Ef=4000 Lg=6000 Ex=8000
 Range Finder: +7
 Rate of Fire: 3
 Rounds Carried: 60
 DPV: Cl=275 Ef=215 Lg=190 Ex=120

- 1 - 7.5 cm Mass Driver Gun in Rear Turret
 Aimed Fire Range: Cl=1000 Ef=2000 Lg=3000 Ex=4000
 Range Finder: +7
 Rate of Fire: 4
 Rounds Carried: 120
 DPV: Cl=120 Ef=105 Lg=86 Ex=43

- 2 - M-955 Browning 5.5mm LMG Coaxially Mounted
 Range Finder: +4

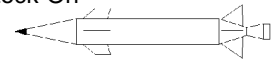
ROF = 2	Cl	Ef	Lg	Ex
Area Range	200	600	800	1200
AFV	3	2	1	0.5
DPV	1	0.7	0.5	0.3
Rounds per burst = 20				
Rounds Carried: 5000/wpn of 5.5mm				
250 bursts				

- 1 - CLP-1A Plasma Gun on Snorkel Mount (RTurret)
 Aimed Fire Range: Cl=400 Ef=1200 Lg=1600 Ex= 2400
 Range Finder: +4
 Rate of Fire: 5
 Rounds Carried 200/in 25 round cassettes
 DPV: As tamped explosion (EP=15)

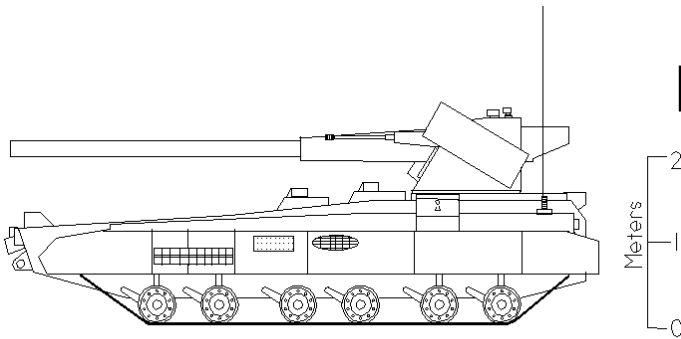
- 1 - M-318 Anti-Vehicle Missile Launcher
 Range: 10,000 meters
 Guidance: Automatic
 Homing Value: 21
 Attack Angle: Selectable
 DPV: As tamped explosion (EP=70)
 Reloads Carried: 7



- 4 - M-246 Radar Homing Anti-Air Missiles
 Range: 9000 meters
 Guidance: Auto/After Lock-On
 Homing Value: 40
 Attack Angle: Direct
 DPV: As Tamped Explosion (EP=8)



M-11 Medium Tank



TYPE: Tracked Medium Tank

CREW: Driver, Commander, Gunner

WEIGHT: 22,000 kg

ARMOR: Suspension: 20 Front: 150
All Others: 80

CARGO: None

MAXIMUM SPEED: 100 kph

CRUISING SPEED: 60 kph

POWER PLANT: 2 - 0.2 MW MHD Turbines

FUEL CAPACITY: 500 kg H₂

FUEL CONSUMPTION: 12 kg/hour

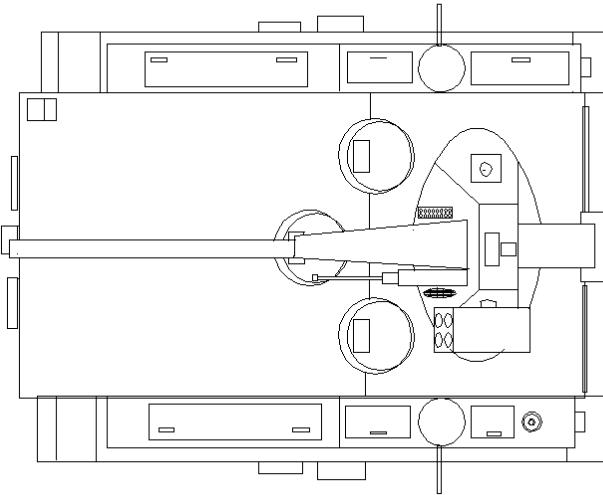
ENDURANCE: 41 hours 45 minutes

SIGNATURE: 3 **EVASION:** 4

SENSOR RANGE: 10,000 meters

OFF ROAD MOBILITY: Full

COST: \$854,000.00



ARMAMENT

1 - 12 cm Mass Driver Gun in Remote Turret

Aimed Fire Range: Cl=1500 Ef=3000 Lg=4500 Ex=6000

Range Finder: +7

Rate of Fire: 4

Rounds Carried: 80

Damage: Cl=210 Ef=180 Lg=120 Ex=90

1 - 25mm Auto Cannon Coaxially Mounted Indpd. Elv.

Range Finder: +4

ROF=5 Cl

Ef

Lg

Ex

Aim Rg	500	1000	2000	4000
DPV	12	6	6	3 (frag +5 burst radius)
Rounds per Burst=5				
Area Rg	400	800	1600	3200
AFV	2	1	0.5	0.5
DPV	12	6	6	3 (frag +5 burst radius)

3 (frag +5 burst radius)

Rounds per Burst=5

Area Rg 400 800 1600 3200

AFV 2 1 0.5 0.5

DPV 12 6 6 3 (frag +5 burst radius)

Rounds per Burst=10

Ammunition: 25X161mm Fixed Cartridge APHE

800 Rounds Carried (250 ready rounds)

1 - M-955 Browning 5.5mm LMG Coaxially Mounted

Range Finder: +4

ROF = 4 Cl

Ef

Lg

Ex

Area Range	400	800	1000	1200
AFV	3	2	1	0.5
DPV	1	0.7	0.5	0.3
Rounds per burst = 20				
Rounds Carried: 5000/5.5mm				
250 bursts				

AFV 3 2 1 0.5

DPV 1 0.7 0.5 0.3

Rounds per burst = 20

Rounds Carried: 5000/5.5mm

250 bursts

2 - M-955 Browning 5.5mm LMG Remote Turret Mounted/AI Controlled

Range Finder: None

ROF = 2 Cl

Ef

Lg

Ex

Area Range	100	200	250	275
AFV	3	2	2	2
DPV	1	1	1	1
Rounds per burst = 20				
Rounds Carried: 1000/5.5mm				
50 bursts				

AFV 3 2 2 2

DPV 1 1 1 1

Rounds per burst = 20

Rounds Carried: 1000/5.5mm

50 bursts

4 - M-240 Heat Seeking Anti-Air Missiles

Range: 7000 meters

Guidance: Auto/After Lock-On

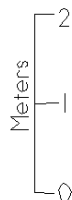
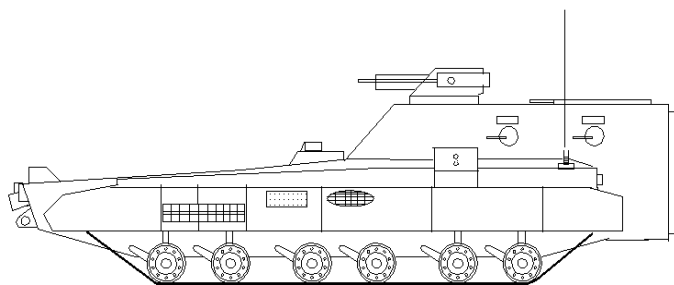
Homing Value: 24

Attack Angle: Direct

DP: As Tamped Explosion (EP=3)



M-25 APC



TYPE: Armored Personnel Carrier

CREW: Driver, Commander

WEIGHT: 24,750 kg

ARMOR: Suspension: 20 Front: 150
All Others: 80

CARGO: 7 man Squad, 500 kg Equipment

MAXIMUM SPEED: 100 kph

CRUISING SPEED: 60 kph

POWER PLANT: 2 - 0.2 MW MHD Turbines

FUEL CAPACITY: 500 kg H₂

FUEL CONSUMPTION: 12 kg/hour

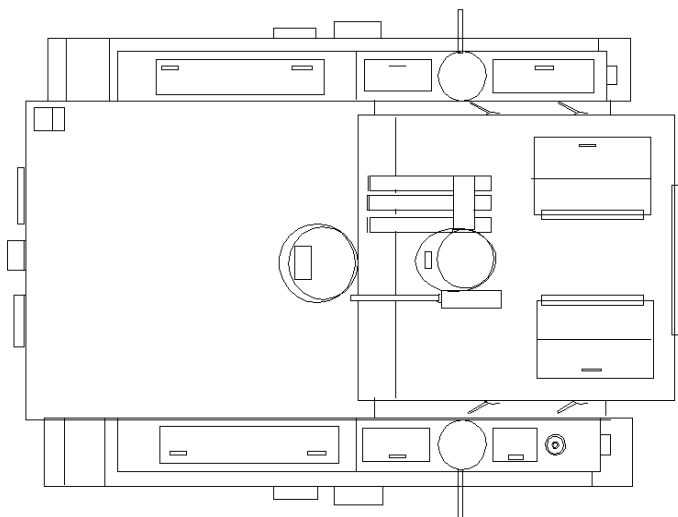
ENDURANCE: 41 hours 45 minutes

SIGNATURE: 3 **EVASION:** 4

SENSOR RANGE: 5,000 meters

OFF ROAD MOBILITY: Full

COST: \$632,000.00



ARMAMENT

1 - 25mm Auto Cannon

Range Finder: None

ROF=5 Cl Ef Lg Ex

Aim Rg	500	1000	2000	4000
DPV	12	6	6	3 (frag +5 burst radius)
Rounds per Burst=5				
Area Rg	400	800	1600	3200
AFV	2	1	0.5	0.5
DPV	12	6	6	3 (frag +5 burst radius)
Rounds per Burst=10				
Ammunition: 25X161mm Fixed Cartridge APHE				
1200 Rounds Carried (300 ready rounds)				

4 - M-1035 Browning 4.5mm BMLMG

ROF=2 Cl Ef Lg Ex

Area Rg	50	100	150	175
AFV	4	3	2	1
DPV	0.9	0.9	0.9	0.9
Rounds per Burst=30				
Rounds Carried: 1500/wpn 4.5mm				
50 bursts/wpn				

2 - M-955 Browning 5.5mm LMG Remote Turret

Mounted/AI Controlled

Range Finder: None

ROF = 2 Cl Ef Lg Ex

Area Range	100	200	250	275
AFV	3	2	2	2
DPV	1	1	1	1
Rounds per burst = 20				
Rounds Carried: 1000/5.5mm				
50 bursts				

3 - M-318 Anti-Vehicle Missiles

Range: 8000 meters

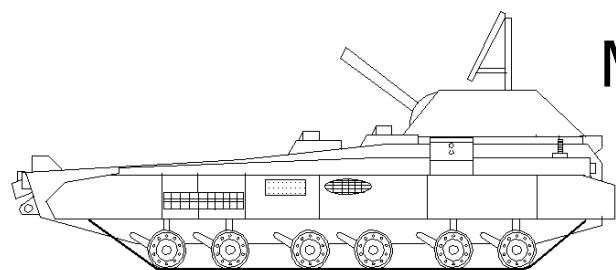
Guidance: Automatic

Homing Value: 21

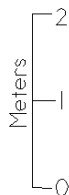
Attack Angle: Selectable

DP: As Tamped Explosion (EP=70)





M-110 Mortar Carrier



TYPE: Armored Mortar Carrier

CREW: Driver, Commander, Gunner

WEIGHT: 23,400 kg

ARMOR: Suspension: 20 Front: 150
All Others: 80

CARGO: None

MAXIMUM SPEED: 100 kph

CRUISING SPEED: 60 kph

POWER PLANT: 2 - 0.2 MW MHD Turbines

FUEL CAPACITY: 500 kg H₂

FUEL CONSUMPTION: 12 kg/hour

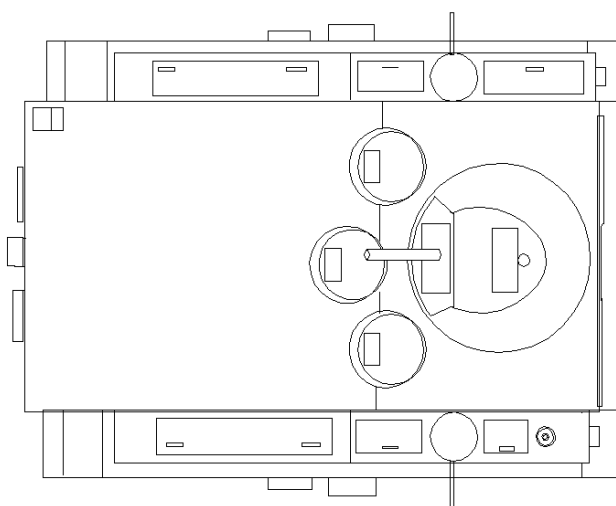
ENDURANCE: 41 hours 45 minutes

SIGNATURE: 3 **EVASION:** 4

SENSOR RANGE: 20,000 meters

OFF ROAD MOBILITY: Full

COST: \$632,000.00

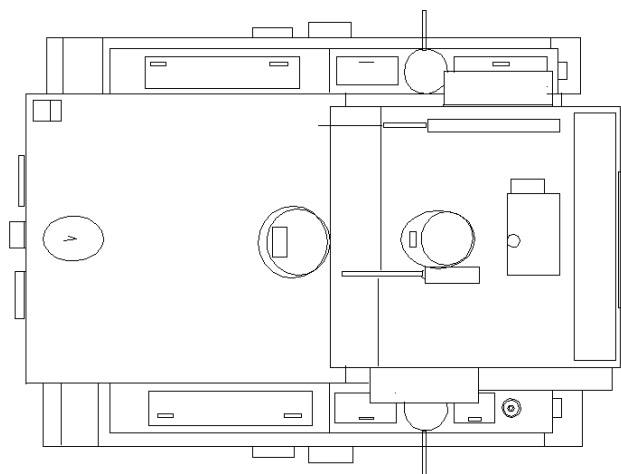
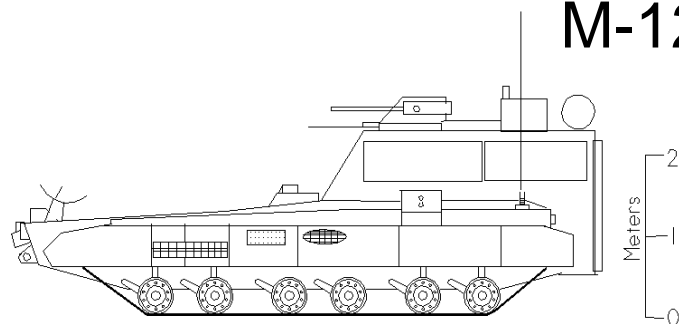


ARMAMENT

- 1 - 120mm Auto Mortar
 Range: 15000 meters
 Rate of Fire: 15 rounds/minute
 Ammunition Storage = 400 rounds
 Ammunition Types: APHE
 as tamped explosion (EP 15)
 WASP
 DP = 8 (frag +8 m burst area)
 Obscuration
 10meter high X 20meter long
 5 seconds to deploy
 240 seconds of obscuration
 Normal Loadout of Ammunition 50 - APHE
 275 - WASP
 75 - Obscuration

- 2 - M-955 Browning 5.5mm LMG Remote Turret
 Mounted/AI Controlled
 Range Finder: None
 ROF = 2 CI Ef Lg Ex
 Area Range 100 200 250 275
 AFV 3 2 2 2
 DPV 1 1 1 1
 Rounds per burst = 20
 Rounds Carried: 1000/5.5mm
 50 bursts

M-125 Command Post



TYPE: Armored Command Post

CREW: Driver, Commander

WEIGHT: 24,000 kg

ARMOR: Suspension: 20 Front: 150
All Others: 80

CARGO: 6 staff personnel + 500 kg equipment

MAXIMUM SPEED: 100 kph

CRUISING SPEED: 60 kph

POWER PLANT: 2 - 0.2 MW MHD Turbines

FUEL CAPACITY: 500 kg H₂

FUEL CONSUMPTION: 12 kg/hour

ENDURANCE: 41 hours 45 minutes

SIGNATURE: 3 **EVASION:** 4

SENSOR RANGE: None

OFF ROAD MOBILITY: Full

COST: \$748,000.00

ARMAMENT

1 - 25mm Auto Cannon

Range Finder: None

ROF=5 Cl Ef Lg Ex

	Aim Rg	500	1000	2000	4000
DPV	12	6	6	3	(frag +5 m burst radius)

Rounds per Burst=5

	Area Rg	400	800	1600	3200
AFV	2	1	0.5	0.5	
DPV	12	6	6	3	(frag +5 m burst radius)

Rounds per Burst=10

Ammunition: 25X161mm Fixed Cartridge APHE

600 Rounds Carried (300 ready rounds)

2 - M-955 Browning 5.5mm LMG Remote Turret

Mounted/AI Controlled

Range Finder: None

ROF = 2 Cl Ef Lg Ex

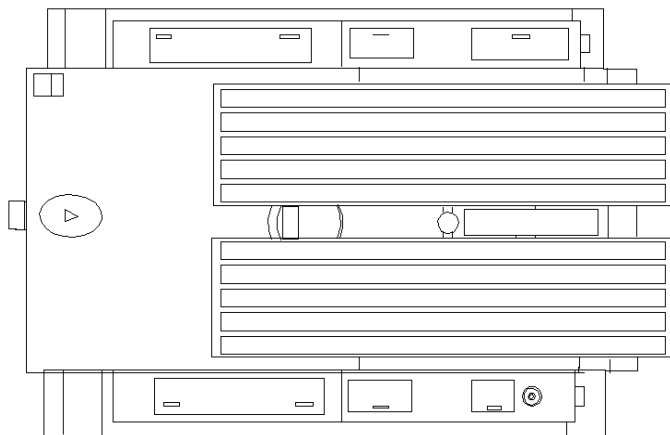
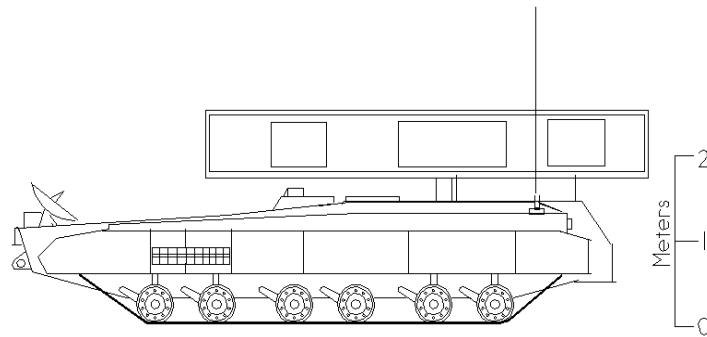
	Area Range	100	200	250	275
AFV	3	2	2	2	
DPV	1	1	1	1	

Rounds per burst = 20

Rounds Carried: 1000/5.5mm

50 bursts

M-251 LRA



TYPE: Launcher, Rocket Artillery

CREW: Driver, Commander, Gunner

WEIGHT: 21,500 kg

ARMOR: Suspension: 20 Front: 150
All Others: 35

CARGO: None

MAXIMUM SPEED: 100 kph

CRUISING SPEED: 60 kph

POWER PLANT: 2 - 0.2 MW MHD Turbines

FUEL CAPACITY: 500 kg H₂

FUEL CONSUMPTION: 12 kg/hour

ENDURANCE: 41 hours 45 minutes

SIGNATURE: 4 **EVASION:** 4

SENSOR RANGE: None (Sat Com Ability)

OFF ROAD MOBILITY: Full

COST: \$587,000.00

ARMAMENT

30 - 203mm Artillery Rockets

Range: 60,000 meters

ROF = 5

Guidance: Automatic (after Gunner Lock-on) or
Laser Homing or
Free Flight

DP: APHE As Tamped Explosion (EP=60)


WASP (DP=10) (750 m burst Radius)

Obscuration (DP=5) (no fragmentation)

30 m high X 150 m long

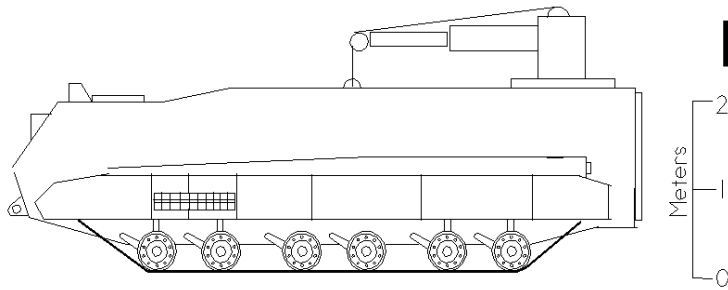
10 seconds to deploy

420 seconds of obscuration



Normal Load Carried: 16 - WASP
8 - APHE
6 - Obscuration

M-252 ACC&FC



TYPE: Armored Combat Cargo & Fuel Carrier

CREW: Driver

WEIGHT: 23,650 kg

ARMOR: Suspension: 20 Front: 150
All Others: 35

CARGO: 5000 kg & 2000 kg H₂

MAXIMUM SPEED: 100 kph

CRUISING SPEED: 60 kph

POWER PLANT: 2 - 0.2 MW MHD Turbines

FUEL CAPACITY: 500 kg H₂

FUEL CONSUMPTION: 12 kg/hour

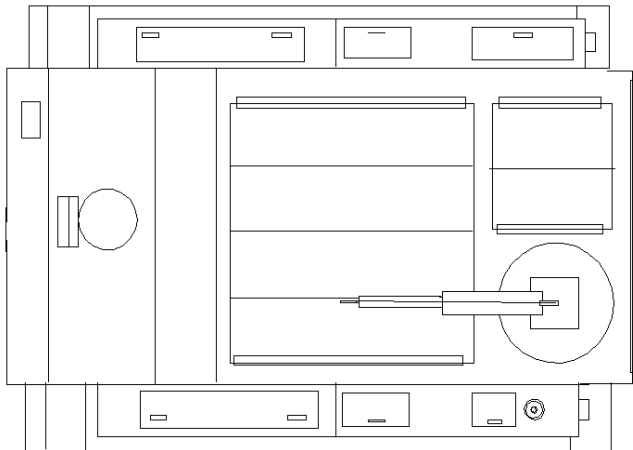
ENDURANCE: 41 hours 45 minutes

SIGNATURE: 5 **EVASION:** 4

SENSOR RANGE: None (Sat Com Ability)

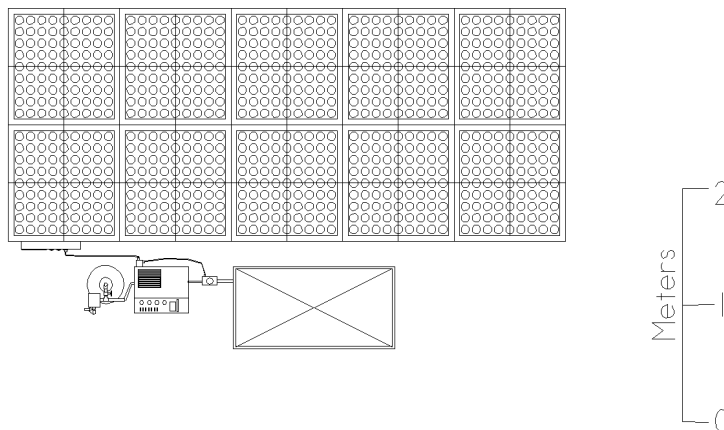
OFF ROAD MOBILITY: Full

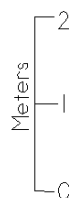
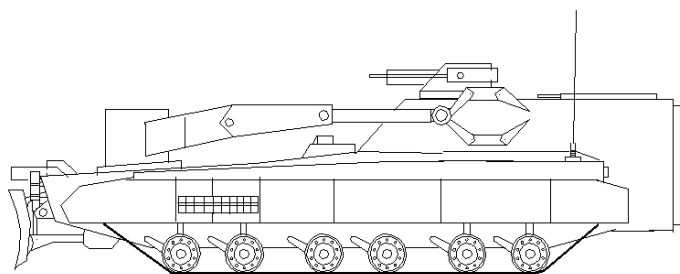
COST: \$463,000.00



Fuel Stations

2 - Military Fuel Stations capable of producing 500 kg per hour of H₂ from H₂O. Self contained units with everything necessary for fuel production. (Solar Cells, Fuel and Water pumps and all hoses.)





M-253 CEV

TYPE: Combat Engineer Vehicle

CREW: Driver, Commander

WEIGHT: 23,500 kg

ARMOR: Suspension: 20 Front: 150
All Others: 60

CARGO: 7 man Engineer Squad 500 kg Tools

MAXIMUM SPEED: 100 kph

CRUISING SPEED: 60 kph

POWER PLANT: 2 - 0.2 MW MHD Turbines

FUEL CAPACITY: 500 kg H₂

FUEL CONSUMPTION: 12 kg/hour

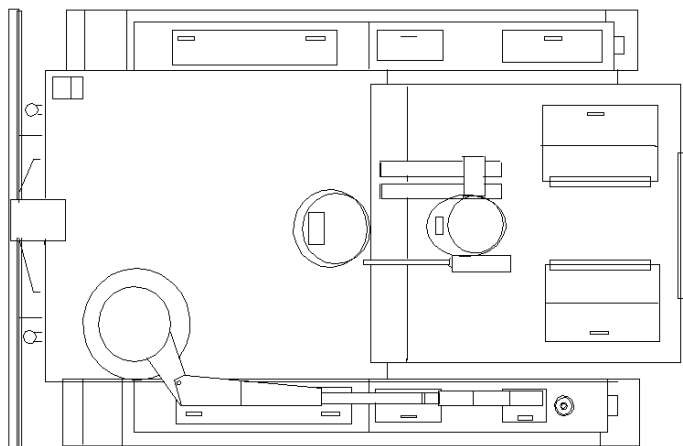
ENDURANCE: 41 hours 45 minutes

SIGNATURE: 3 **EVASION:** 4

SENSOR RANGE: None

OFF ROAD MOBILITY: Full

COST: \$813,450.00



ARMAMENT

1 - 25mm Auto Cannon

Range Finder: None

ROF=5 CI Ef Lg Ex

Aim Rg	500	1000	2000	4000
DPV	12	6	6	3 (frag +5 m burst radius)
Rounds per Burst=5				
Area Rg	400	800	1600	3200
AFV	2	1	0.5	0.5
DPV	12	6	6	3 (frag +5 m burst radius)
Rounds per Burst=10				
Ammunition: 25X161mm Fixed Cartridge APHE				
600 Rounds Carried (300 ready rounds)				

2 - M-992 Demolition Missiles


Range: 2000 meters

Guidance: Laser Guided

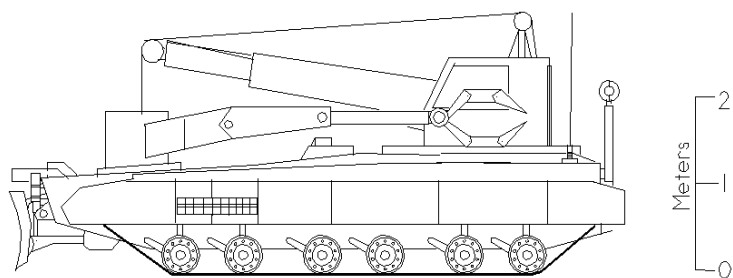
Attack Angle: Direct

DP: As Explosion (EP150)

Reloads Carried: 4



M-254 Recovery Vehicle



TYPE: Recovery Vehicle

CREW: Driver, Commander

WEIGHT: 26,500 kg

ARMOR: Suspension: 20 Front: 180
All Others: 60

CARGO: None

MAXIMUM SPEED: 100 kph

CRUISING SPEED: 60 kph

POWER PLANT: 2 - 0.2 MW MHD Turbines

FUEL CAPACITY: 500 kg H₂

FUEL CONSUMPTION: 12 kg/hour

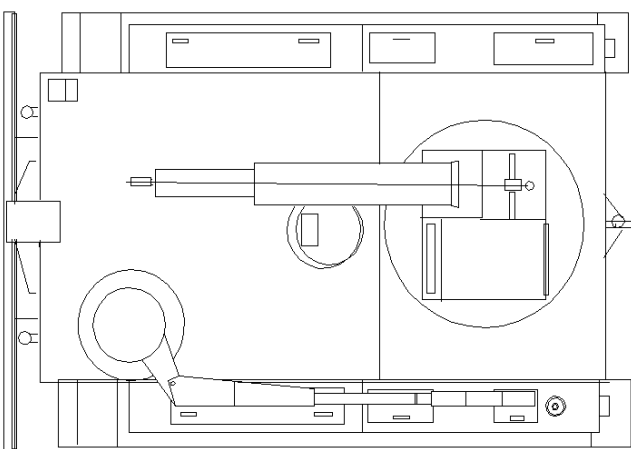
ENDURANCE: 41 hours 45 minutes

SIGNATURE: 3 **EVASION:** 4

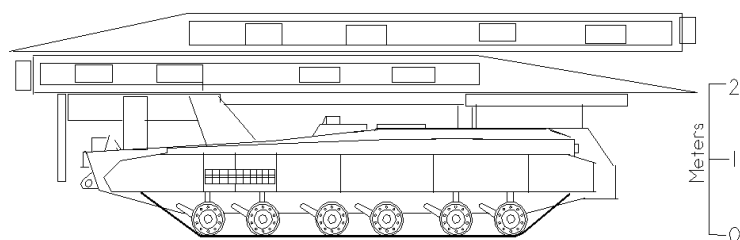
SENSOR RANGE: None

OFF ROAD MOBILITY: Full

COST: \$420,364.00



M-258 AVLB



TYPE: Armored Vehicle Launched Bridge

CREW: Driver

WEIGHT: 28,500 kg

ARMOR: Suspension: 20 Front: 150
All Others: 35

CARGO: 20 Meter Class 80 Bridge

MAXIMUM SPEED: 85 kph

CRUISING SPEED: 50 kph

POWER PLANT: 2 - 0.2 MW MHD Turbines

FUEL CAPACITY: 500 kg H₂

FUEL CONSUMPTION: 12 kg/hour

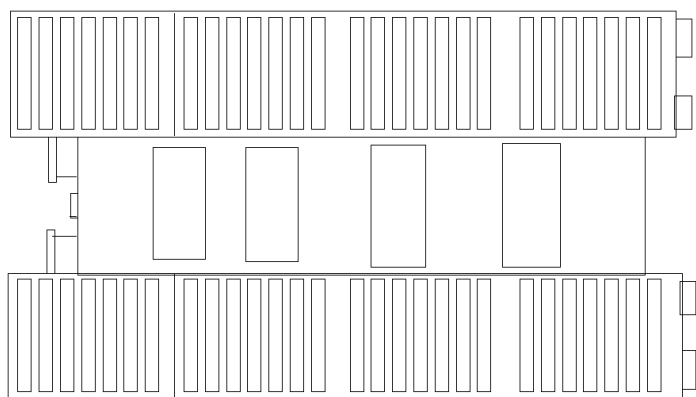
ENDURANCE: 41 hours 45 minutes

SIGNATURE: 6 **EVASION:** 4

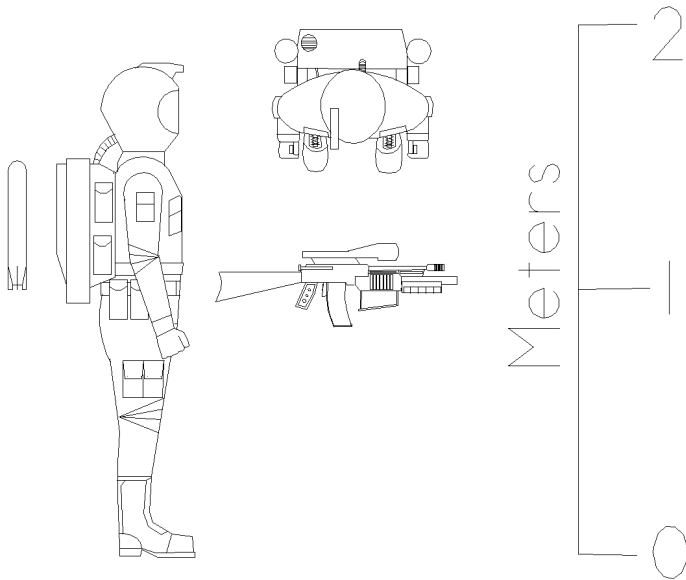
SENSOR RANGE: None

OFF ROAD MOBILITY: Full

COST: \$386,000.00 + Bridge @ \$113,000.00



Mk 63 Infantry Combat Suit



Type: Full-body Inertial Combat Armor

Area Protected: Entire body w/Chemical Protection
Rigid breast and backplate

Power Supply: 0.1kw Fuel Cell

Fuel Carried: 2 kg H₂

Fuel Consumption Rate: 0.08 kg per hour

Endurance: 25 hours

Armor Value: 2

Signature: -3

Initiative: -2

Cost: \$15,500.00

Notes: Built in communications equipment, Laser Rangefinder and GPS system with HUD for using maps. Also has Chameleon camouflage system built into the suit that automatically changes to match your surroundings.

ARMAMENT

2 - M-8810 Anti-Air/Vehicle Missile

Range: 2000 meters

Guidance: Automatic after lock on

Homing Value: 18

Attack Angle: Selectable

DPV: as tamped explosion (EP=15)

1 - M-12 Advanced Combat Rifle

4.5mm Gauss Rifle

30mm Automatic Grenade Launcher

4.5mm Gauss Rifle

ROF = 3	Cl	Ef	Lg	Ex
Aimed Rg	250	450	950	1200
DPV	1.5	1	0.5	0.3
ROF = 5				
Area Rg	100	250	400	600
AFV	1	0.5	0.5	0.3
DPV	0.5	0.4	0.3	0.1

Rounds per Burst = 10

30 mm Automatic Grenade Launcher

ROF = 2	Cl	Ef	Lg	Ex
	150	300	500	700

DPV: HE as explosion (EP=4)

APHE as tamped Explosion (EP=6)

Ammunition Carried: 4.5mm 10 - 80 rd magazines

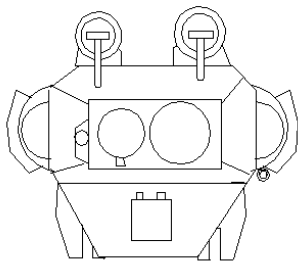
30mm 5 - 4 rd HE mag.

1 - 4 rd APHE mag

Muzzle Velocity: 1700 ms Aimed Fire

600 ms Area Fire

BH21B2a Combat Walker



Type: Combat Walker

Weight: 380 kg

Movement

Crawl: Not Allowed

Walk: 10 meters

Trot: 20 meters

Run: Not Allowed

Power Supply: Internal Rechargeable power cell

Power Duration: 24 hours

Sensor Range: 6000 meters

Signature: 2

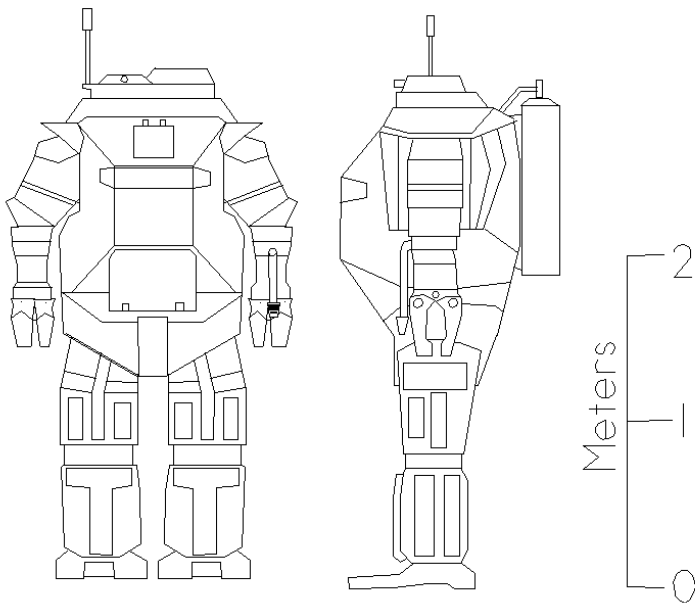
Initiative: -4

Armor Value: 8

Area Protected: All

Cost: \$113,580.00

Notes: The 2a modification involved setting the suit up for operation by a neural plug-in. The operator is able, with training, to use the suit instead of his own muscles for movement, vision, and hearing.



ARMAMENT

1 - Quinn-Darlan Mk 4-A1 Plasma Gun, Combat Walker

Action: Single Shot

Ammunition: 17X91 mm 20-MW photonic Core plaser cell

Ammunition Weight: 0.8 kg

Magazine: 30 cells in internal drum magazine (can only be reloaded from outside the suit)

ROF:	1	Cl	Ef	Lg	Ex
	500	1000	1700	2400	

DPV: as tamped explosion (EP=4)

DCM-14 Drop Capsule

Type: Drop Capsule for BH21B2a

Weight: 350 kg

Cargo: 1 - BH21B2a Combat Walker

Power Plant: 3500 kw Retro Rocket

Endurance: 90 sec of retro burn

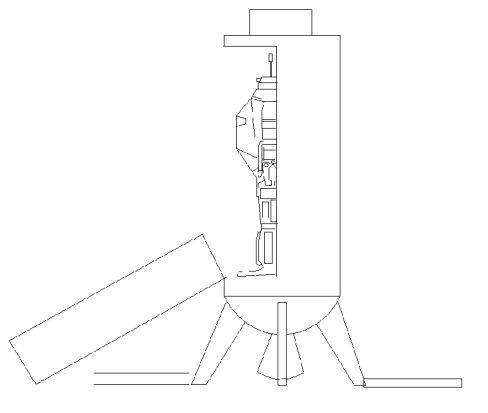

Secondary Landing Device: 6 Parachutes w/sequential deployment

Minimum Atmospheric

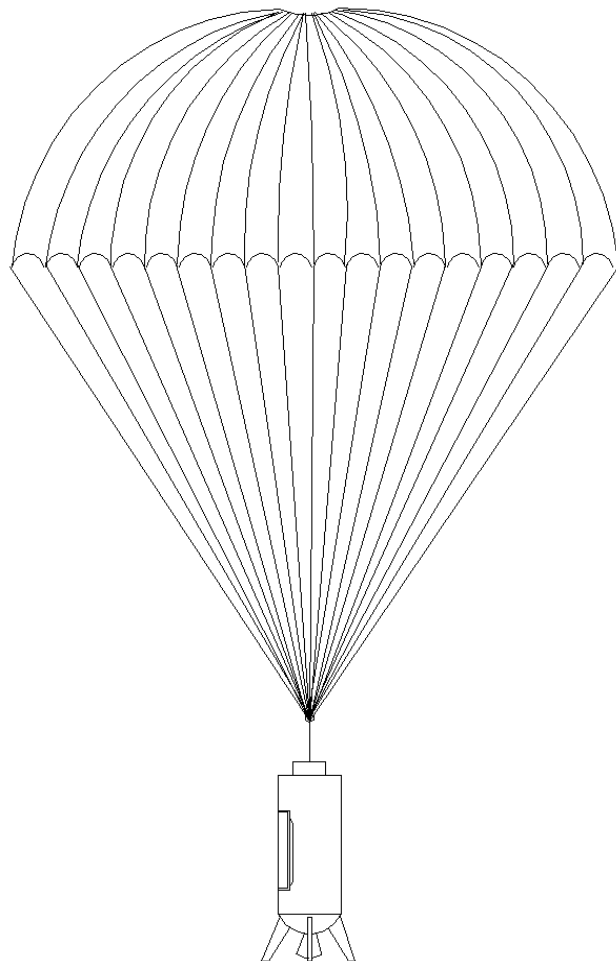
Pressure chute deployment: 11.3 psi gage

Maximum gravity for retro only landing: 0.2 g

Cost: \$15,000.00

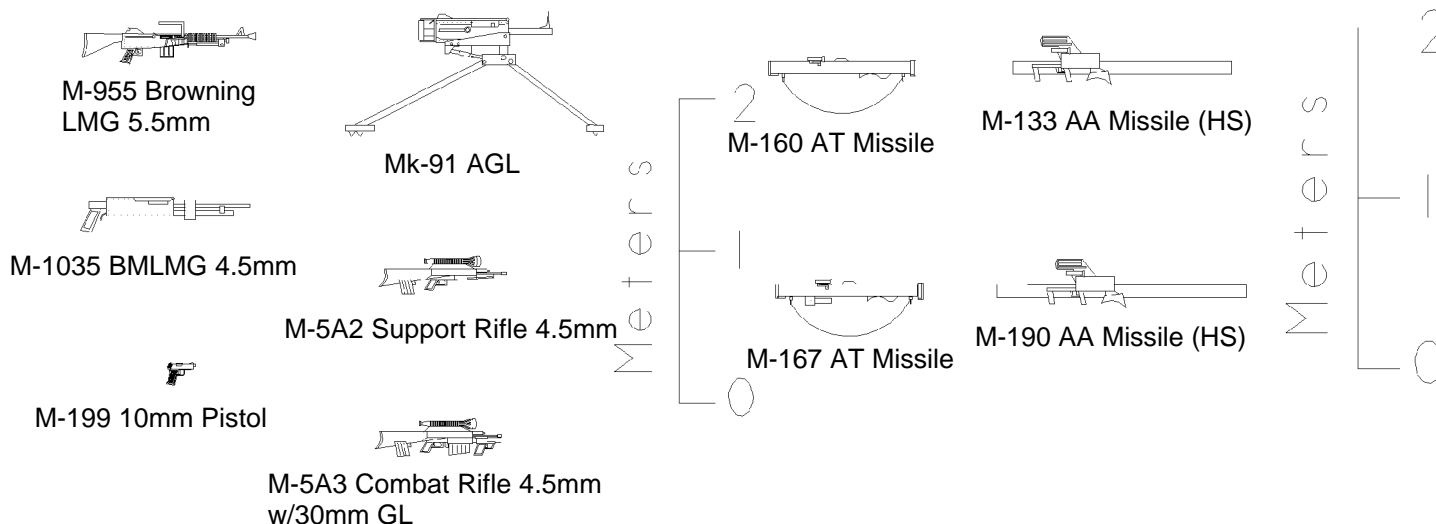


DCM-14 Landed Ready to deploy
BH21B2a Combat Walker



DCM-14 Under deployed parachute.

Small Arms & Light Weight Missiles



M-955 Browning Light Machine Gun 5.5mm

ROF = 4	CI	Ef	Lg	Ex
Aim Rg		400	800	1200
				1600
DPV	1.5	1	0.5	0.2
Rounds per Burst = 5				
Area Rg	200	500	1000	1200
AFV	1	1	.5	.3
DPV	1.5	1	0.5	0.5
Rounds per Burst = 10				

M-1035 Browning 4.5mm Ball Mounted LMG

ROF = 2	CI	Ef	Lg	Ex
Area Rg	50	100	150	175
AFV	4	3	2	1
DPV	0.9	0.9	0.9	0.9
Rounds per Burst = 30				

Mk-91 Automatic Grenade Launcher

ROF = 3	CI	Ef	Lg	Ex
	500	1000	1500	1800
DPV: HE as explosion (EP=4)				
APHE as tamped Explosion (EP=6)				
Rounds per Burst = 5				

M-199 10mm Pistol

ROF = 3	CI	Ef	Lg	Ex
Aim Rg	25	50	75	125
DPV	1.5	1	.5	.2

M-5A2 & M-5A3 Rifles 4.5mm Gauss

ROF = 3	CI	Ef	Lg	Ex
Aim Rg		200	400	800
				1000
DPV	1	1	0.5	0.3
ROF = 4				
Area Rg	100	200	350	700
AFV	1	0.5	0.5	0.3
DPV	0.5	0.5	0.3	0.2
Rounds per Burst = 5				

30mm Grenade Launcher

ROF = 1	CI	Ef	Lg	Ex
	150	300	500	700
DPV: HE as explosion (EP=4)				
APHE as tamped explosion (EP=6)				

M-160 AT Missile

M-167 AT Missile

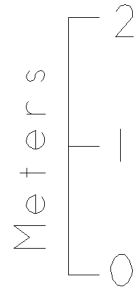
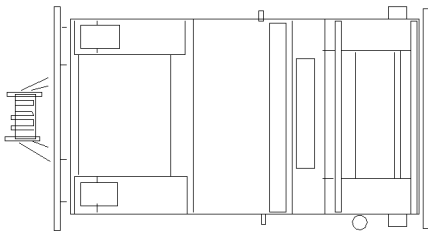
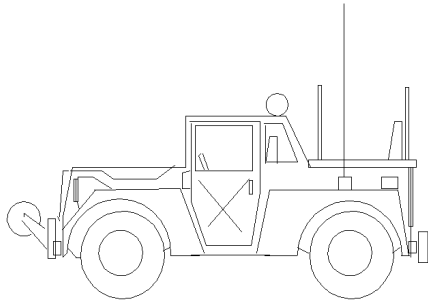
Range: 500 meters	700 meters
Guidance: Auto/w/Lock on	Auto
Homing Value: 15	18
Attack Angle: Direct	Selectable
DPV: as tamped expl. (EP=20)	(EP=35)

M-133 AA Missile(HS)

M-190 AA Missile(HS)

Range: 5000 meters	8000 meters
Guidance: Auto/w/Lock on	Auto/w/Lock on
Homing Value: 16	24
Attack Angle: Direct	Direct
DPV: as explosion (EP=5)	(EP=8)

M-2676 Utility Truck



TYPE: Utility Truck

CREW: Driver,

WEIGHT: 1,500 kg

ARMOR: Suspension: 0.2 All Others: 0.5

CARGO: 3 passengers or 1 passenger & 250kg

MAXIMUM SPEED: 160 kph

CRUISING SPEED: 120 kph

POWER PLANT: 0.05 MW Fuel Cell

FUEL CAPACITY: 30 kg H₂

FUEL CONSUMPTION: 1.5 kg/hour

ENDURANCE: 21 hours

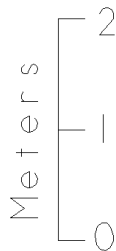
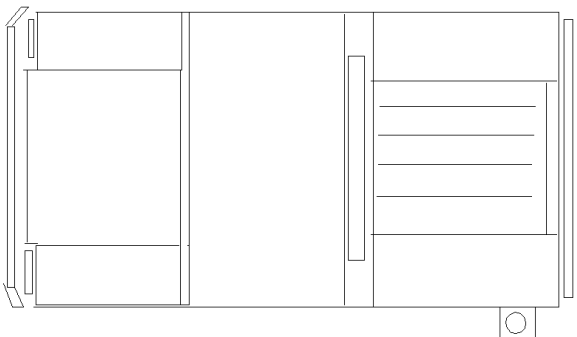

SIGNATURE: 1 **EVASION:** 5

SENSOR RANGE: None

OFF ROAD MOBILITY: Half

COST: \$19,000

M-3102 Utility Truck



TYPE: Medium Utility Truck

CREW: Driver

WEIGHT: 2,140 kg

ARMOR: Suspension: 0.2 All Others: 0.4

CARGO: 3 passengers & 500 kg

MAXIMUM SPEED: 150 kph

CRUISING SPEED: 100 kph

POWER PLANT: 0.08 MW Fuel Cell

FUEL CAPACITY: 50 kg H₂

FUEL CONSUMPTION: 1.8 kg/hour

ENDURANCE: 27 hours 45 minutes

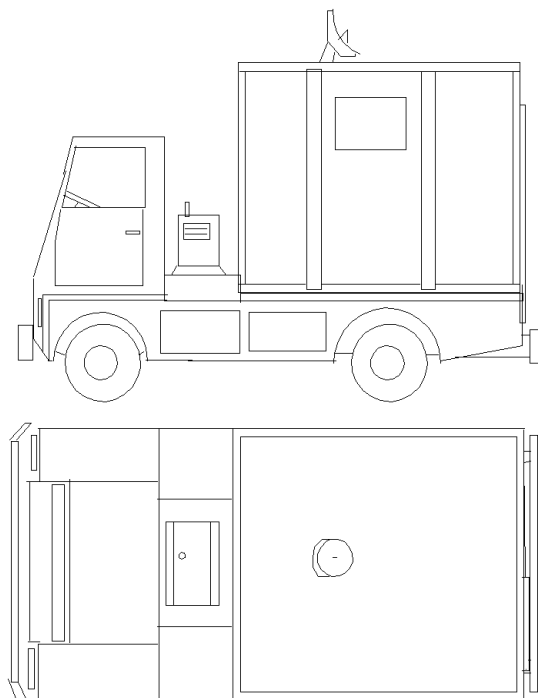
SIGNATURE: 2 **EVASION:** 3

SENSOR RANGE: None

OFF ROAD MOBILITY: Half

COST: \$32,000.00

M-3103 Light Command Post



TYPE: Command Post Vehicle

CREW: Driver

WEIGHT: 2,655 kg

ARMOR: Suspension: 0.2 All Others: 0.4

CARGO: 5 Staff Personnel

MAXIMUM SPEED: 150 kph

CRUISING SPEED: 100 kph

POWER PLANT: 0.08 MW Fuel Cell

FUEL CAPACITY: 50 kg H₂

FUEL CONSUMPTION: 1.8 kg/hour

ENDURANCE: 27 hours 45 minutes

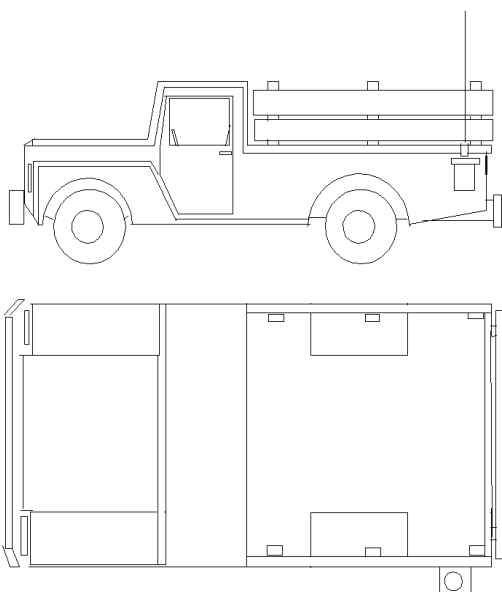
SIGNATURE: 2 **EVASION:** 3

SENSOR RANGE: None (Sat Com Equipped)

OFF ROAD MOBILITY: Half

COST: \$49,000

M-3104 Light Cargo Truck



TYPE: Light Cargo Carrier

CREW: Driver

WEIGHT: 2,300 kg

ARMOR: Suspension: 0.2 All Others: 0.4

CARGO: 1 passengers & 1500 kg

MAXIMUM SPEED: 150 kph

CRUISING SPEED: 100 kph

POWER PLANT: 0.08 MW Fuel Cell

FUEL CAPACITY: 50 kg H₂

FUEL CONSUMPTION: 1.8 kg/hour

ENDURANCE: 27 hours 45 minutes

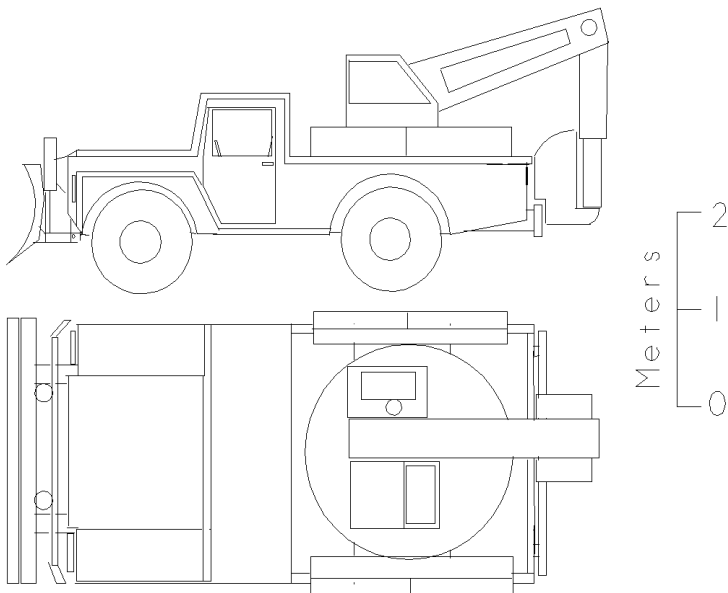
SIGNATURE: 2 **EVASION:** 3

SENSOR RANGE: None

OFF ROAD MOBILITY: Half

COST: \$29,000.00

M-3105 Light Earth Mover



TYPE: Back Hoe w/Blade

CREW: Driver, Operator

WEIGHT: 2,430 kg

ARMOR: Suspension: 0.2 All Others: 0.4

CARGO: None

MAXIMUM SPEED: 150 kph

CRUISING SPEED: 100 kph

POWER PLANT: 0.08 MW Fuel Cell

FUEL CAPACITY: 50 kg H₂

FUEL CONSUMPTION: 1.8 kg/hour

ENDURANCE: 27 hours 45 minutes

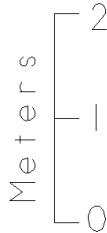
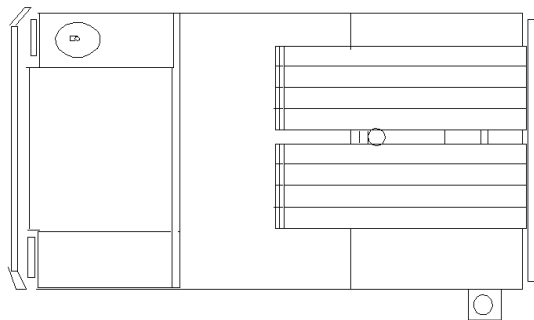

SIGNATURE: 2 **EVASION:** 3

SENSOR RANGE: None

OFF ROAD MOBILITY: Half

COST: \$36,000

M-3106 Light Rocket Launcher



TYPE: Launcher, Rocket Artillery, Light

CREW: Driver, Commander, Gunner

WEIGHT: 2,200 kg

ARMOR: Suspension: 0.2 All Others: 0.4

CARGO: None

MAXIMUM SPEED: 150 kph

CRUISING SPEED: 100 kph

POWER PLANT: 0.08 MW Fuel Cell

FUEL CAPACITY: 50 kg H₂

FUEL CONSUMPTION: 1.8 kg/hour

ENDURANCE: 27 hours 45 minutes

SIGNATURE: 4 **EVASION:** 4

SENSOR RANGE: None (Sat Com Ability)

OFF ROAD MOBILITY: Half

COST: \$53,000.00

ARMAMENT

16 - 120mm Artillery Rockets

Range: 35,000 meters

ROF = 3

Guidance: Automatic (after Gunner Lock-on) or
Laser Homing or
Free Flight

DP: APHE As Tamped Explosion (EP=30)


WASP (DP= 6) (250 m burst Radius)

Obscuration (DP=3) (no fragmentation)

20 m high X 100 m long

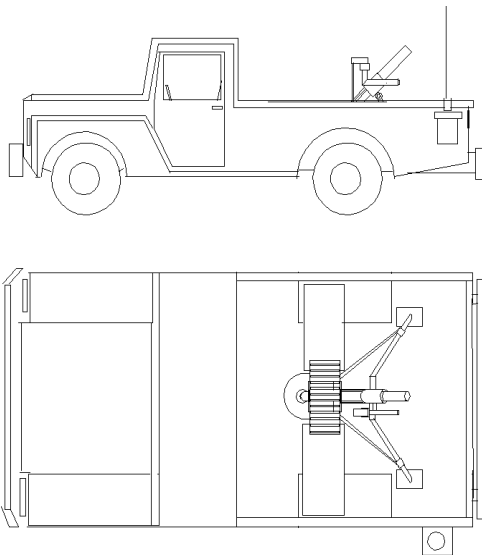
10 seconds to deploy

360 seconds of obscuration



Normal Load Carried: 10 - WASP
2 - APHE
4 - Obscuration

M-3107 Mortar Carrier



TYPE: 81mm Mortar Carrier

CREW: Driver, Gunner

WEIGHT: 2,100 kg

ARMOR: Suspension: 0.2 All Others: 0.4

CARGO: None

MAXIMUM SPEED: 150 kph

CRUISING SPEED: 100 kph

POWER PLANT: 0.08 MW Fuel Cell

FUEL CAPACITY: 50 kg H₂

FUEL CONSUMPTION: 1.8 kg/hour

ENDURANCE: 27 hours 45 minutes

SIGNATURE: 4 EVASION: 4

SENSOR RANGE: None (Sat Com Ability)

OFF ROAD MOBILITY: Half

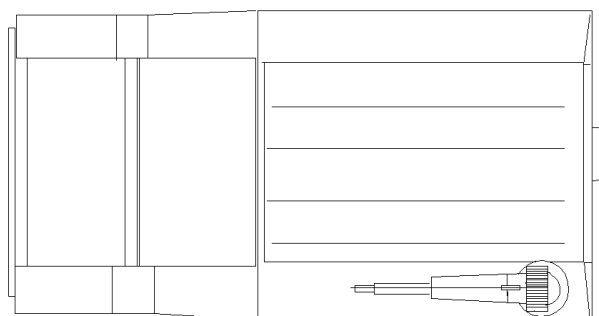

COST: \$47,650.00

ARMAMENT

- 1 - 81mm Auto Mortar
 - Range: 9500 meters
 - Rate of Fire: 20 rounds/minute
 - Ammunition Storage = 150 rounds
 - Ammunition Types: WASP
 - DP = 6 (frag +5 m burst area)

Normal Loadout of Ammunition 150 - WASP

M-9741 Cargo Truck



Meters
2
1
0

TYPE: Medium Cargo Truck

CREW: Driver

WEIGHT: 4,800 kg

ARMOR: Suspension: 0.2 All Others: 0.5

CARGO: 5000 kg

MAXIMUM SPEED: 140 kph

CRUISING SPEED: 100 kph

POWER PLANT: 0.1 MW Fuel Cell

FUEL CAPACITY: 100 kg H₂

FUEL CONSUMPTION: 2.5 kg/hour

ENDURANCE: 25 hours

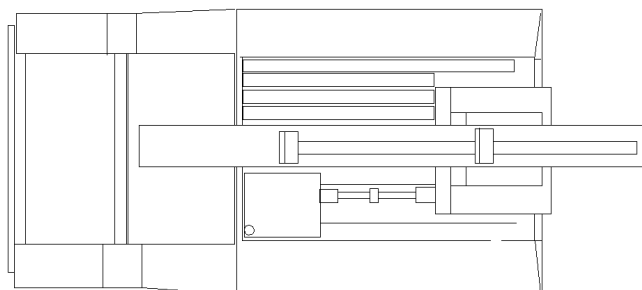

SIGNATURE: 4 **EVASION:** 1

SENSOR RANGE: None

OFF ROAD MOBILITY: Quartered

COST: \$54,000

M-9741WD Drilling Truck



Meters
2
1
0

TYPE: Portable Well Drilling Truck

CREW: Driver, Operator

WEIGHT: 5,100 kg

ARMOR: Suspension: 0.2 All Others: 0.4

CARGO: Well Drilling Rig

MAXIMUM SPEED: 140 kph

CRUISING SPEED: 100 kph

POWER PLANT: 0.1 MW Fuel Cell

FUEL CAPACITY: 100 kg H₂

FUEL CONSUMPTION: 2.5 kg/hour

ENDURANCE: 25 hours

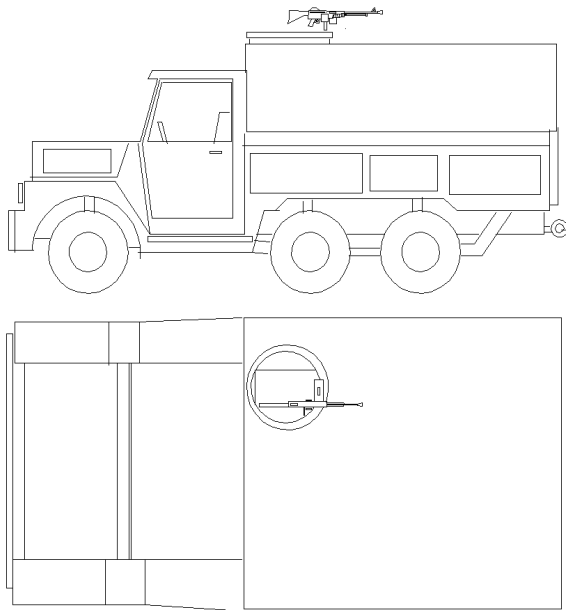
SIGNATURE: 4 **EVASION:** 1

SENSOR RANGE: None

OFF ROAD MOBILITY: Quartered

COST: \$76,000.00

M-9742 Troop Carrier



Meters
2
1
0

TYPE: Medium Wheeled Troop Carrier

CREW: Driver, Co-Driver

WEIGHT: 5,300 kg

ARMOR: Suspension: 0.2 All Others: 2.5

CARGO: 20 Troops w/250 kg equipment

MAXIMUM SPEED: 140 kph

CRUISING SPEED: 100 kph

POWER PLANT: 0.1 MW Fuel Cell

FUEL CAPACITY: 100 kg H₂

FUEL CONSUMPTION: 2.5 kg/hour

ENDURANCE: 25 hours

SIGNATURE: 4 **EVASION:** 1

SENSOR RANGE:

OFF ROAD MOBILITY: Quarter

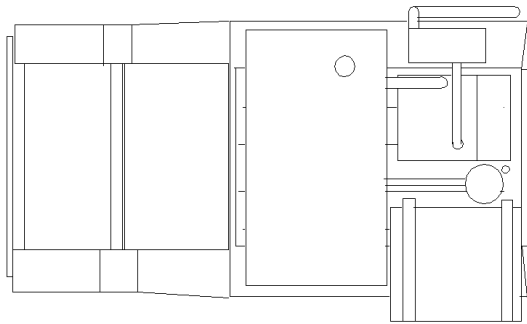

COST: \$54,000.00

ARMAMENT

1 - M-955 Browning Light Machine Gun 5.5mm

ROF = 4	Cl	Ef	Lg	Ex
Aim Rg	350	700	1000	1400
DPV:	1.5	1	0.5	0.3
Rounds per Burst = 10				
Area Rg	200	400	800	1000
AFV	1	1	0.5	0.3
DPV:	1.5	1	0.5	0.5
Rounds per Burst = 20				

M-9743 Fuel Truck



Meters
2
1
0

TYPE: Medium Fuel Truck

CREW: Driver, Co-Driver

WEIGHT: 5,600 kg

ARMOR: Suspension: 0.2 All Others: 0.4

CARGO: 2000 kg H₂

MAXIMUM SPEED: 140 kph

CRUISING SPEED: 100 kph

POWER PLANT: 0.1 MW Fuel Cell

FUEL CAPACITY: 100 kg H₂

FUEL CONSUMPTION: 2.5 kg/hour

ENDURANCE: 25 hours

SIGNATURE: 4 **EVASION:** 1

SENSOR RANGE:


OFF ROAD MOBILITY: Quarter

COST: \$68,345.00

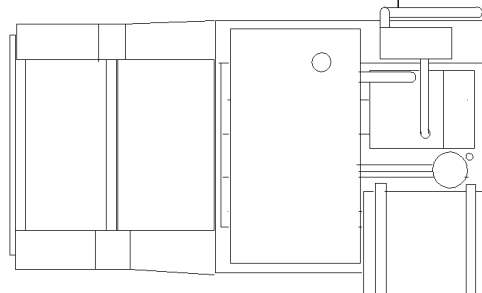
Fuel Station

1 - Solar Powered Fuel Station

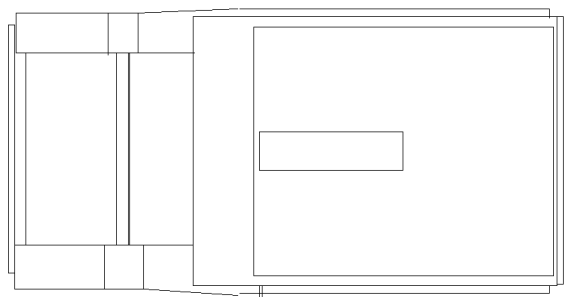

Military fuel station capable of producing 200 kg of H₂ from H₂O. Self contained unit with storage tank, conversion unit and all pumps and solar cell necessary for operation.



Meters
2
1
0



M-9744 Dump Truck



Meters
2
1
0

TYPE: Medium Dump Truck

CREW: Driver

WEIGHT: 4,900 kg

ARMOR: Suspension: 0.2 All Others: 0.5

CARGO: 5000 kg

MAXIMUM SPEED: 140 kph

CRUISING SPEED: 100 kph

POWER PLANT: 0.1 MW Fuel Cell

FUEL CAPACITY: 100 kg H₂

FUEL CONSUMPTION: 2.5 kg/hour

ENDURANCE: 25 hours

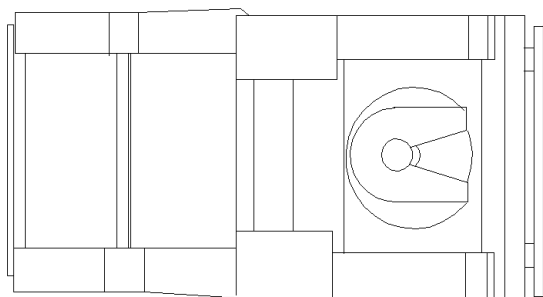
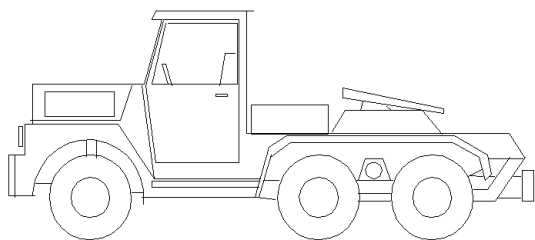
SIGNATURE: 4 **EVASION:** 1

SENSOR RANGE: None

OFF ROAD MOBILITY: Quartered

COST: \$63,000

M-9745 Tractor



Meters
2
1
0

TYPE: Heavy Tractor

CREW: Driver

WEIGHT: 5,100 kg

ARMOR: Suspension: 0.2 All Others: 0.4

CARGO: M-1471, M-1472, M-1473, M-1474,
M-1475 or M-1476 Trailer

MAXIMUM SPEED: 140 kph

CRUISING SPEED: 100 kph

POWER PLANT: 0.1 MW Fuel Cell

FUEL CAPACITY: 100 kg H₂

FUEL CONSUMPTION: 2.5 kg/hour

ENDURANCE: 25 hours

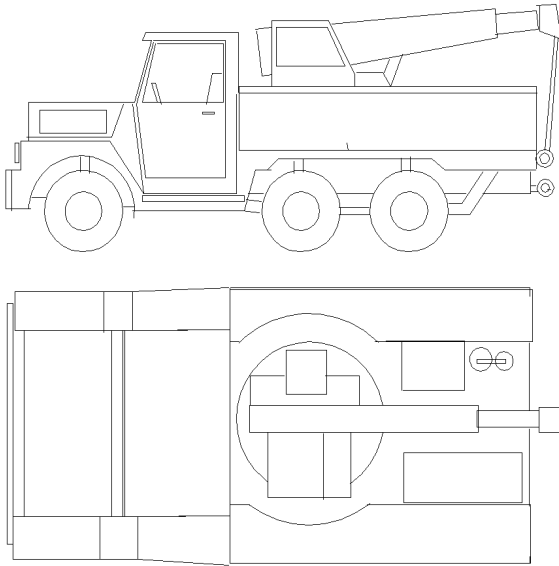
SIGNATURE: 3 **EVASION:** 1

SENSOR RANGE: None

OFF ROAD MOBILITY: Quartered

COST: \$38,000.00

M-9746 Wrecker



TYPE: Medium Wrecker

CREW: Driver, Operator

WEIGHT: 5,300 kg

ARMOR: Suspension: 0.2 All Others: 0.5

CARGO: Tow up to 15,000 kg

MAXIMUM SPEED: 140 kph

CRUISING SPEED: 100 kph

POWER PLANT: 0.1 MW Fuel Cell

FUEL CAPACITY: 100 kg H₂

FUEL CONSUMPTION: 2.5 kg/hour

ENDURANCE: 25 hours

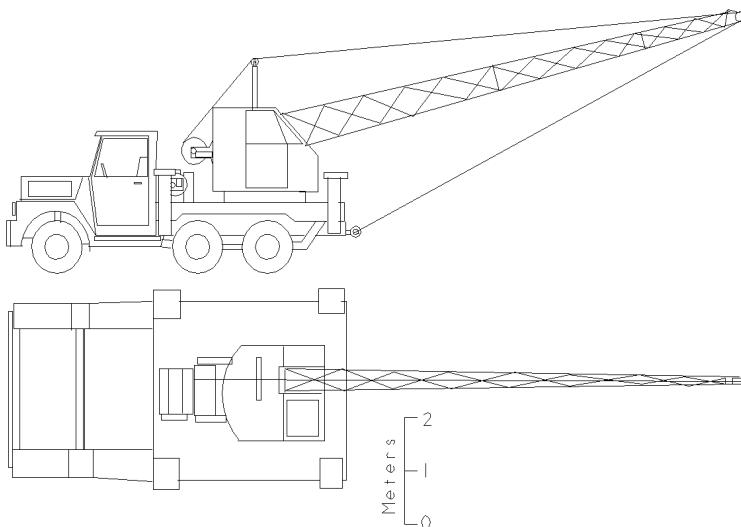
SIGNATURE: 4 **EVASION:** 1

SENSOR RANGE: None

OFF ROAD MOBILITY: Quartered

COST: \$61,000

M-9750 Crane



TYPE: Heavy Crane

CREW: Driver, Operator

WEIGHT: 5,700 kg

ARMOR: Suspension: 0.2 All Others: 0.4

CARGO: Lift up to 10,000kg

MAXIMUM SPEED: 120 kph

CRUISING SPEED: 80 kph

POWER PLANT: 0.1 MW Fuel Cell

FUEL CAPACITY: 100 kg H₂

FUEL CONSUMPTION: 2.5 kg/hour

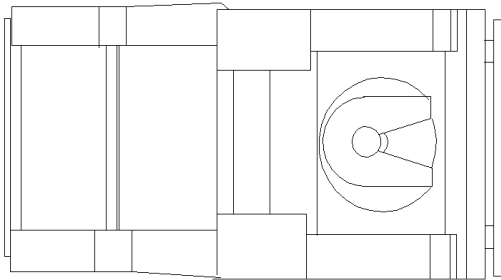
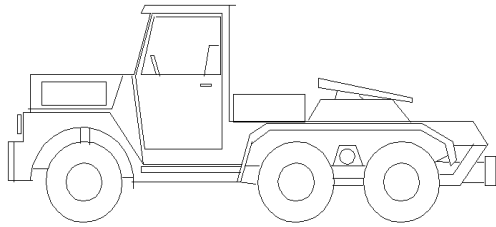
ENDURANCE: 25 hours

SIGNATURE: 6 **EVASION:** 1

SENSOR RANGE: None

OFF ROAD MOBILITY: Quartered

COST: \$93,000.00



M-9745 Tractor



M-1471 Trailer

TYPE: Heavy Cargo Carrier

CREW: NA

WEIGHT: 4,900 kg

ARMOR: Suspension: 0.2 All Others: 0.5

CARGO: 20,000 kg

MAXIMUM SPEED: -30 kph from Tractor


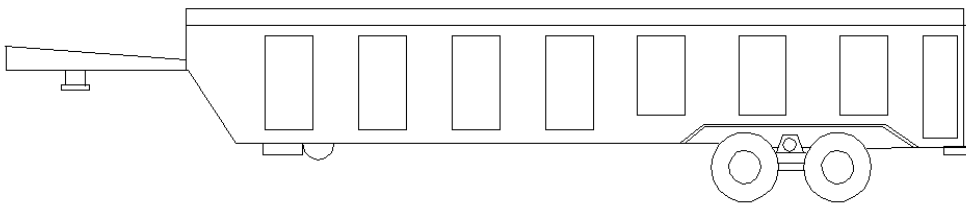
CRUISING SPEED: -20 kph from Tractor

SIGNATURE: 7 **EVASION:** 1

SENSOR RANGE: None

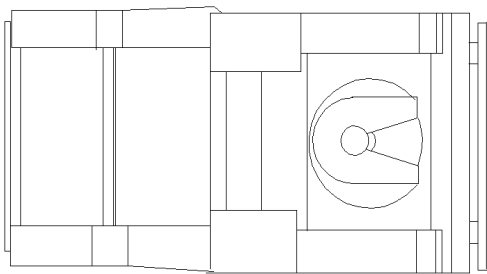
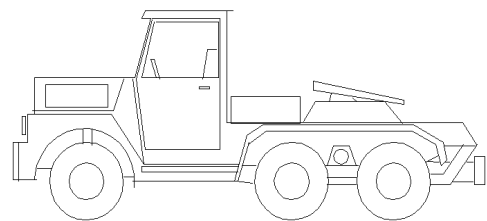
OFF ROAD MOBILITY: Halve Tractors

COST: \$26,000

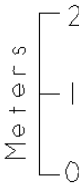



M-1472 Trailer

TYPE: Refrigerated Cargo Carrier
CREW: NA
WEIGHT: 4,900 kg
ARMOR: Suspension: 0.2 All Others: 0.5
CARGO: 15,000 kg
MAXIMUM SPEED: -30 kph from Tractor
CRUISING SPEED: -20 kph from Tractor
SIGNATURE: 8 **EVASION:** 1
SENSOR RANGE: None
OFF ROAD MOBILITY: Halve Tractors
COST: \$36,000

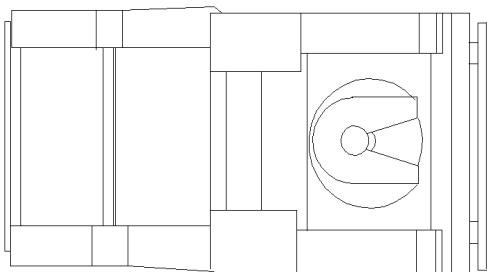
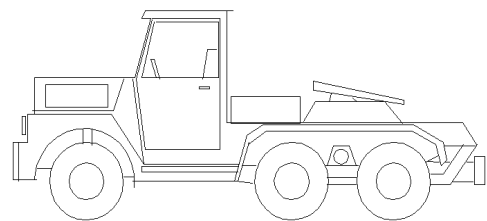


M-9745 Tractor

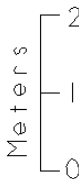




M-1473 Trailer

TYPE: Heavy Equipment Carrier
CREW: NA
WEIGHT: 4,100 kg
ARMOR: Suspension: 0.2 All Others: 0.5
CARGO: 25,000 kg
MAXIMUM SPEED: -30 kph from Tractor
CRUISING SPEED: -20 kph from Tractor
SIGNATURE: 6 **EVASION:** 1
SENSOR RANGE: None
OFF ROAD MOBILITY: Halve Tractors
COST: \$26,000

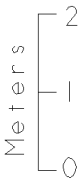
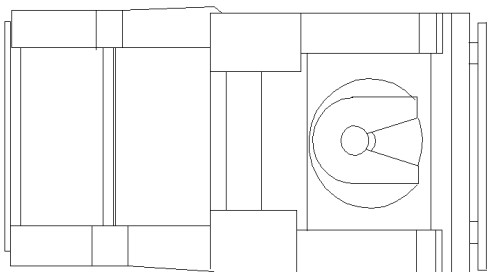
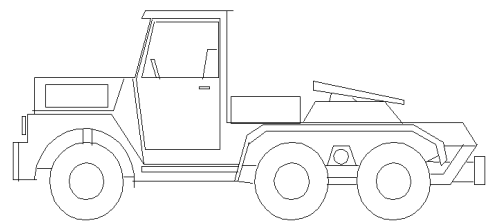


M-9745 Tractor

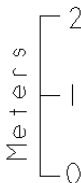

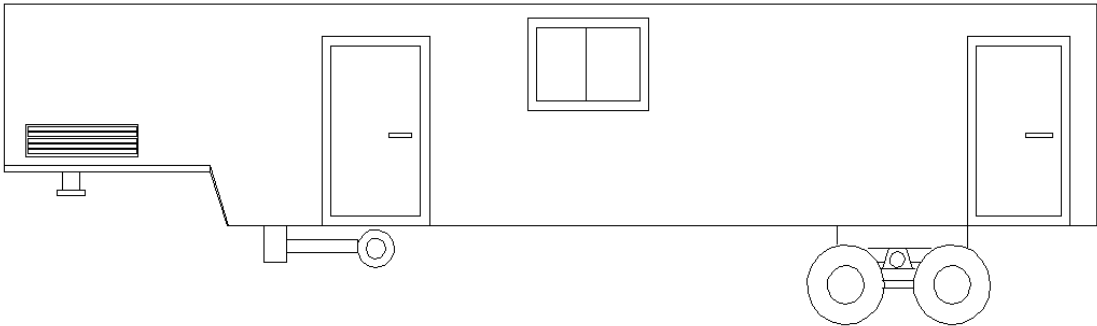


M-1474 Trailer

TYPE: Large Mobil Command Post
CREW: NA
WEIGHT: 5,100 kg
ARMOR: Suspension: 0.2 All Others: 0.5
CARGO: Office Space for 12 Staff Personnel
MAXIMUM SPEED: -30 kph from Tractor
CRUISING SPEED: -20 kph from Tractor
SIGNATURE: 8 **EVASION:** 1
SENSOR RANGE: None
OFF ROAD MOBILITY: Halve Tractors
COST: \$96,000



M-9745 Tractor



M-1475 Trailer

TYPE: Chameleon Portable Building Hauler

CREW: NA

WEIGHT: 5,100 kg

ARMOR: Suspension: 0.2 All Others: 0.5

CARGO: ½ Chameleon Building

MAXIMUM SPEED: -30 kph from Tractor

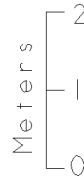
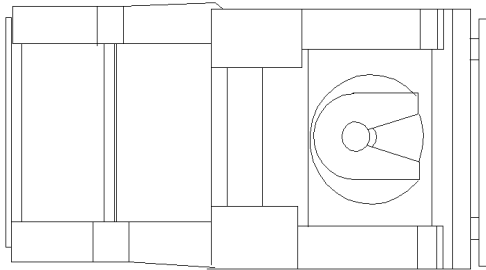
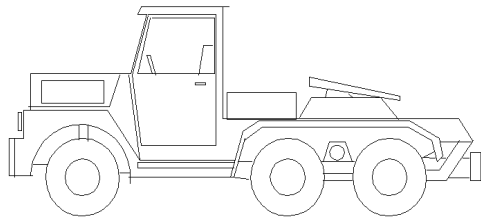
CRUISING SPEED: -20 kph from Tractor

SIGNATURE: 7 **EVASION:** 1

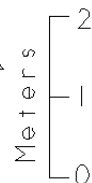
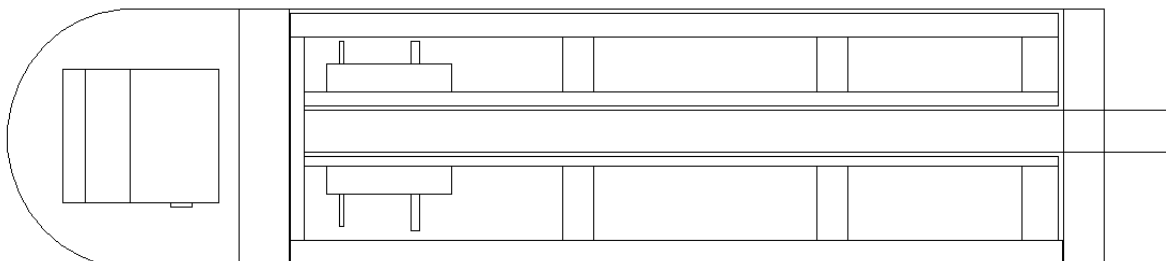
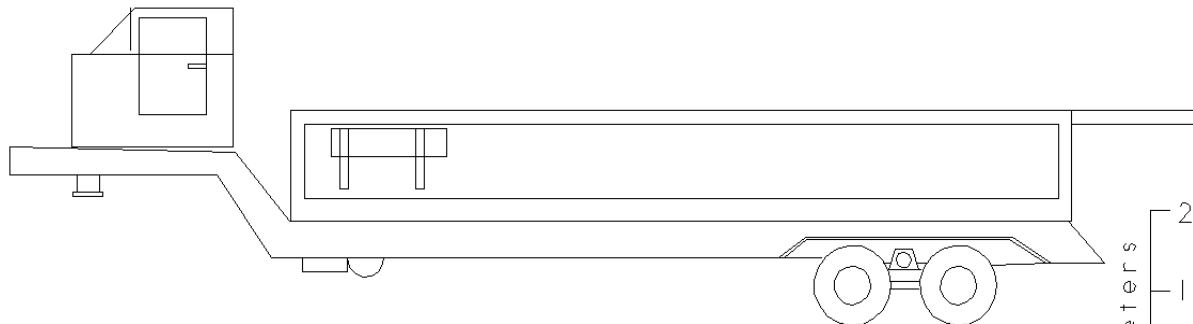
SENSOR RANGE: None

OFF ROAD MOBILITY: Halve Tractors

COST: \$58,000



M-9745 Tractor



M-1476 Trailer

TYPE: Combat Walker Transport Trailer

CREW: NA

WEIGHT: 3,200 kg

ARMOR: Suspension: 0.2 All Others: 0.5

CARGO: 12 BH21B2a Combat Walkers

MAXIMUM SPEED: -30 kph from Tractor

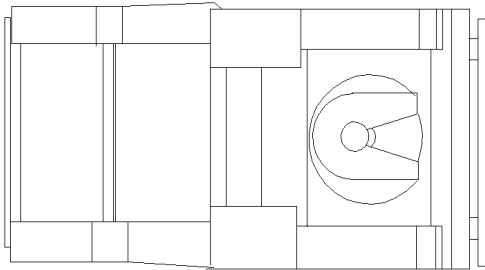
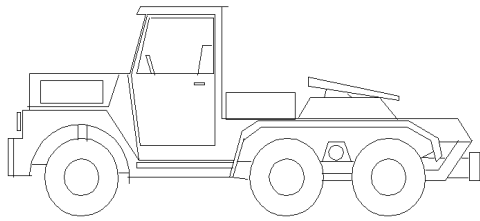
CRUISING SPEED: -20 kph from Tractor

SIGNATURE: 8 **EVASION:** 1

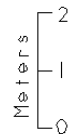
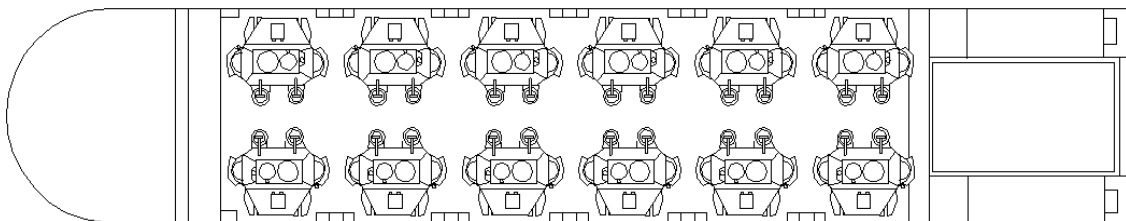
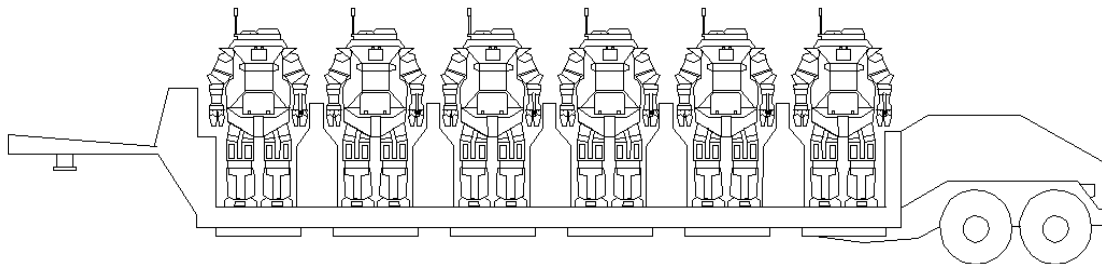
SENSOR RANGE: None

OFF ROAD MOBILITY: Halve Tractors

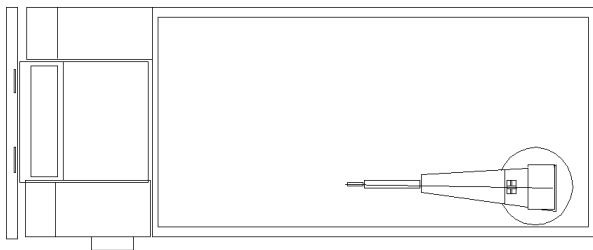

COST: \$78,000



M-9745 Tractor



M-316 Heavy Cargo Truck



TYPE: Heavy Cargo Truck

CREW: Driver, Co-Driver

WEIGHT: 7,200 kg

ARMOR: Suspension: 0.2 All Others: 0.4

CARGO: 12,000 kg

MAXIMUM SPEED: 120 kph

CRUISING SPEED: 90 kph

POWER PLANT: 0.2 MW Fuel Cell

FUEL CAPACITY: 150 kg H₂

FUEL CONSUMPTION: 5 kg/hour

ENDURANCE: 30 hours

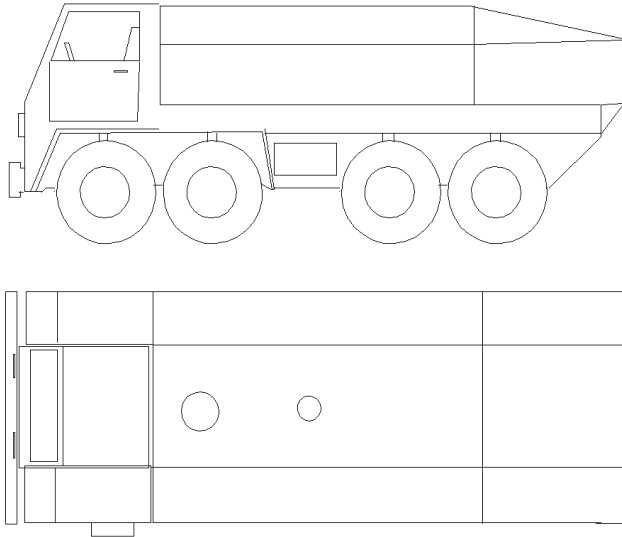
SIGNATURE: 4 **EVASION:** 1

SENSOR RANGE:

OFF ROAD MOBILITY: Quarter

COST:\$86,000.00

M-317 Heavy Fuel Truck



Meters
2
1
0

TYPE: Heavy Fuel Truck

CREW: Driver, Co-Driver

WEIGHT: 5,600 kg

ARMOR: Suspension: 0.2 All Others: 0.4

CARGO: 8000 kg H₂

MAXIMUM SPEED: 120 kph

CRUISING SPEED: 90 kph

POWER PLANT: 0.2 MW Fuel Cell

FUEL CAPACITY: 150 kg H₂

FUEL CONSUMPTION: 5 kg/hour

ENDURANCE: 30 hours

SIGNATURE: 5 **EVASION:** 1

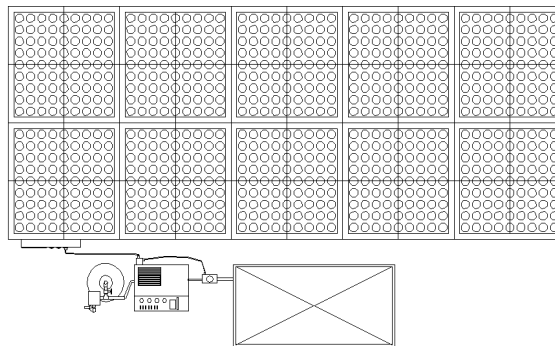
SENSOR RANGE:

OFF ROAD MOBILITY: Quarter

COST: \$91,000.00

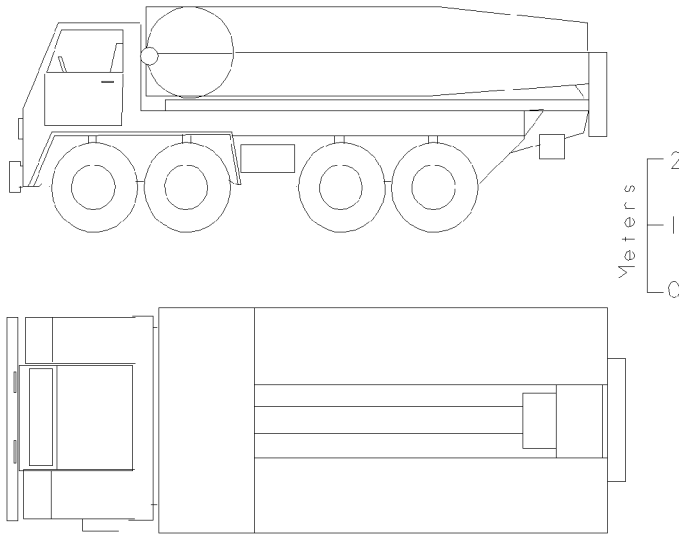
Fuel Station

2 - Military Fuel Stations capable of producing 500 kg of H₂ from H₂O. Self contained units with everything necessary for fuel production. (Solar Cells, Fuel and Water Pumps and all hoses.).



Meters
2
1
0

M-318 Truck Launched Bridge



TYPE: Medium Portable Bridge Carrier

CREW: Driver, Co-Driver

WEIGHT: 5,600 kg

ARMOR: Suspension: 0.2 All Others: 0.4

CARGO: 1 - Class 25 Bridge Section (12 m)

MAXIMUM SPEED: 120 kph

CRUISING SPEED: 90 kph

POWER PLANT: 0.2 MW Fuel Cell

FUEL CAPACITY: 150 kg H₂

FUEL CONSUMPTION: 5 kg/hour

ENDURANCE: 30 hours

SIGNATURE: 5 **EVASION:** 1

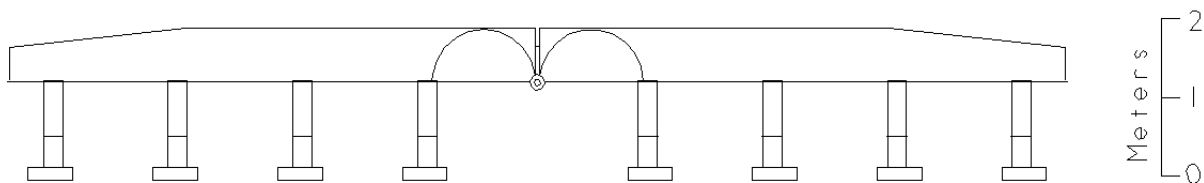
SENSOR RANGE:

OFF ROAD MOBILITY: Quarter

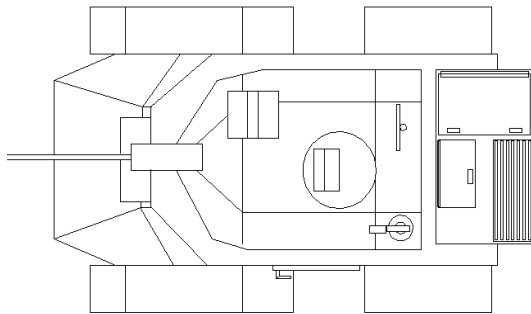
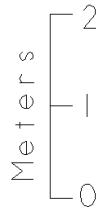
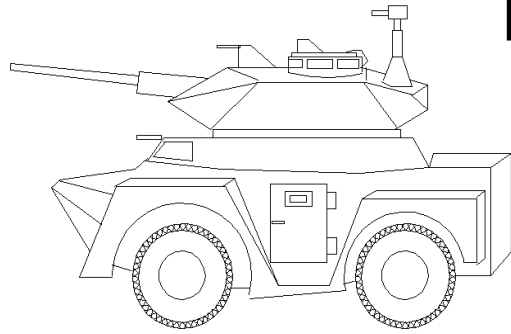
COST: \$83,000.00 + Bridge @ \$12,500.00

Bridge

Type: Truck Mobile Class 25 12 meter long bridge section. May be linked together to form a bridge 60 meters long. (5 sections)



M-520 Scout Car



TYPE: Armored Scout Car

CREW: Driver, Gunner, Commander

WEIGHT: 4,300 kg

ARMOR: Suspension: 0.6 All Others: 1

CARGO: 20 Troops w/250 kg equipment

MAXIMUM SPEED: 180 kph

CRUISING SPEED: 110 kph

POWER PLANT: 0.15 MW Fuel Cell

FUEL CAPACITY: 60 kg H₂

FUEL CONSUMPTION: 2 kg/hour

ENDURANCE: 30 hours

SIGNATURE: 4 **EVASION:** 10

SENSOR RANGE: 10,000 meters

OFF ROAD MOBILITY: 3/4

COST: \$78,000.00

ARMAMENT

1 - CLP-1A Plasm Gun

Aimed Fire Range: Cl=400 Ef=1200 Lg=1600 Ex=2400

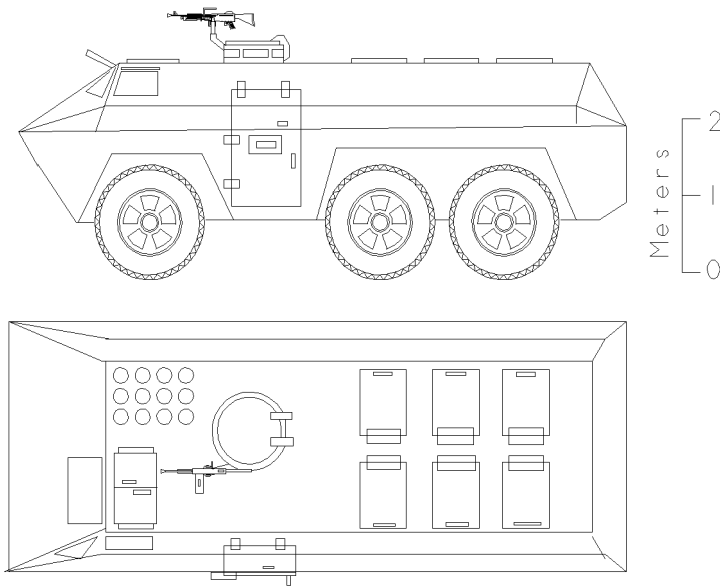
Range Finder: +4

Rate of Fire: 5

Rounds Carried 200/in 25 round cassetts

DPV: As tamped explosion (EP=15)

M-530 Wheeled Armored Personnel Carrier



TYPE: Wheeled Armored Personnel Carrier

CREW: Driver, Commander

WEIGHT: 6,300 kg

ARMOR: Suspension: 1 All Others: 5

CARGO: 6 man Squad w/150 kg equipment

MAXIMUM SPEED: 150 kph

CRUISING SPEED: 110 kph

POWER PLANT: 0.35 MW Fuel Cell

FUEL CAPACITY: 150 kg H₂

FUEL CONSUMPTION: 5 kg/hour

ENDURANCE: 30 hours

SIGNATURE: 3 **EVASION:** 8

SENSOR RANGE: 6000 meters

OFF ROAD MOBILITY: 3/4

COST: \$105,000.00

ARMAMENT

1 - M-955 Browning Light Machine Gun 5.5mm

Rate of Fire: 4	Cl	Ef	Lg	Ex
Aim Rg	350	700	1000	1400
DPV:	1.5	1	0.5	0.3
Rounds per Burst = 10				
Area Rg	200	400	800	1000
AFV	1	1	0.5	0.3
DPV:	1.5	1	0.5	0.5
Rounds per Burst = 20				

12 - M-8810 Anti-Air/Vehicle Missiles (Vertical Launch)

Range: 2000 meters

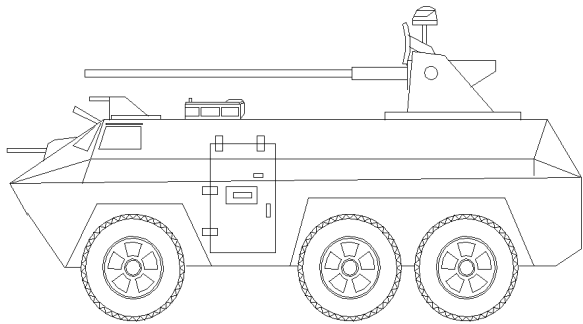
Guidance: Automatic after lock on

Homing Value: 18

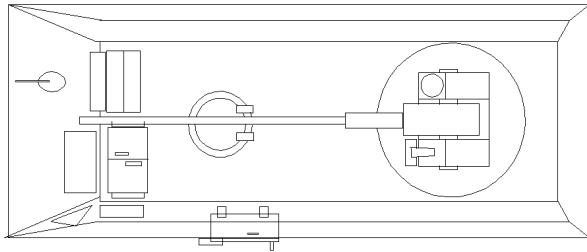
Attack Angle: Selectable

DPV: as tamped explosion (EP = 15)

M-535 Wheeled Light Tank



Meters
2
1
0



TYPE: 6 Wheeled Light Tank

CREW: Driver, Gunner, Commander

WEIGHT: 6,900 kg

ARMOR: Suspension: 1 All Others: 5

CARGO: None

MAXIMUM SPEED: 150 kph

CRUISING SPEED: 110 kph

POWER PLANT: 0.35 MW Fuel Cell

FUEL CAPACITY: 150 kg H₂

FUEL CONSUMPTION: 5 kg/hour

ENDURANCE: 30 hours

SIGNATURE: 3 **EVASION:** 8

SENSOR RANGE: 6000 meters

OFF ROAD MOBILITY: 3/4

COST: \$146,000.00

ARMAMENT

1 - 6 cm Mass Driver gun in remote turret

Aimed Fire Range: Cl 500 Ef 1000 Lg 2000 Ex 3000

Range Finder +4

Rate of Fire: 4

Rounds Carried: 150

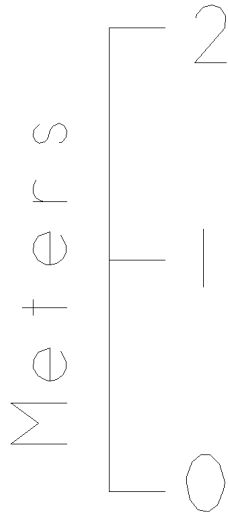
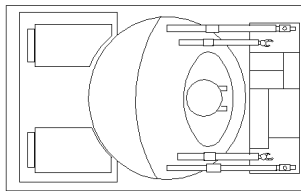
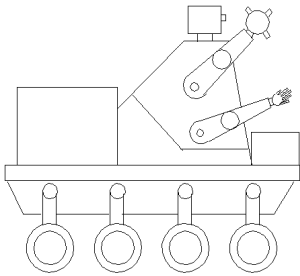
DPV: Cl 96 Ef 75 Lg 52 Ex 35

1 - M-955 Browning Light Machine Gun 5.5mm

Rate of Fire: 4	Cl	Ef	Lg	Ex
Area Rg	200	400	800	1000
AFV	1	1	0.5	0.3
DPV:	1.5	1	0.5	0.5

Rounds per Burst = 20

M-78 Construction Robot



TYPE: Semi-Autonomous Construction Robot

CONTROL: One Engineer can control 5 robots.

WEIGHT: 250 kg

ARMOR: 0.1 All Surfaces

CARGO: None

MAXIMUM SPEED: 10 kph

OPERATING SPEED: 1 kph

POWER PLANT: 0.15 kW Fuel Cell

FUEL CAPACITY: 5 kg H₂

FUEL CONSUMPTION: 0.25 kg/hour

ENDURANCE: 20 hours

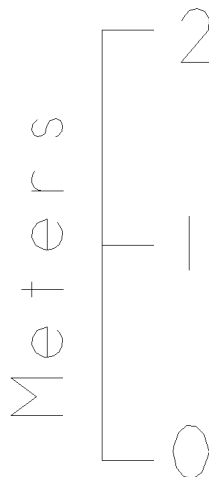
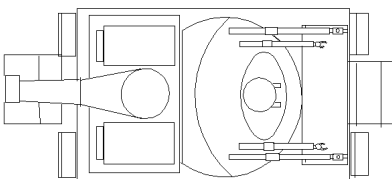
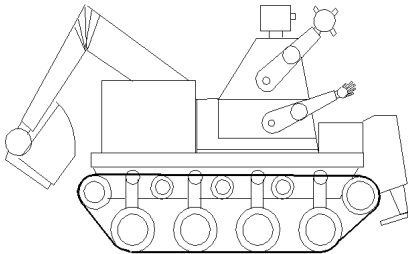
SIGNATURE: 0.5 **EVASION:** 2

SENSOR RANGE: 100 meters

OFF ROAD MOBILITY: Half

COST: \$15,000

M-79 Combat Engineer Robot



TYPE: Semi-Autonomous Combat Engineer Robot

CONTROL: One Engineer can control 4 robots.

WEIGHT: 525 kg

ARMOR: 0.5 All Surfaces

CARGO: None

MAXIMUM SPEED: 40 kph

OPERATING SPEED: 25 kph

POWER PLANT: 0.25 kW Fuel Cell

FUEL CAPACITY: 10 kg H₂

FUEL CONSUMPTION: 0.4 kg/hour

ENDURANCE: 22 hours

SIGNATURE: 0.7 **EVASION:** 4

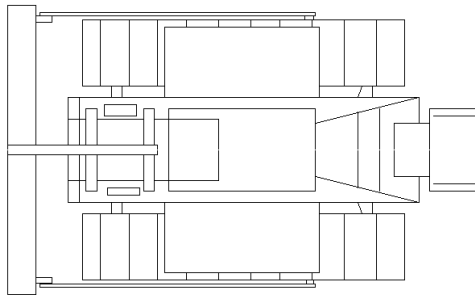
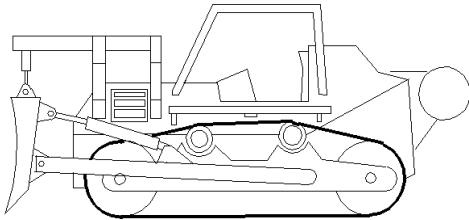
SENSOR RANGE: 1000 meters

OFF ROAD MOBILITY: Full

COST: \$38,000

Notes: Has internal mine detector and back hoe.

Military Bulldozer



Meters
2
1
0

TYPE: Bulldozer

CREW: Driver

WEIGHT: 15,000 kg

ARMOR: Front 40 Suspension 20 All other 10

CARGO: None

MAXIMUM SPEED: 25 kph

CRUISING SPEED: 12 kph

POWER PLANT: 0.5 MW Fuel Cell

FUEL CAPACITY: 50 kg H₂

FUEL CONSUMPTION: 10 kg/hour

ENDURANCE: 5 hours

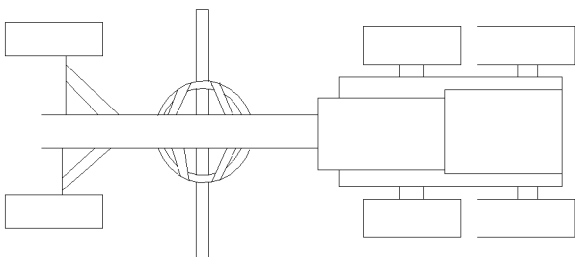
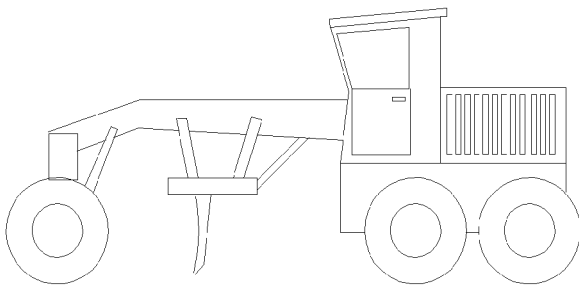
SIGNATURE: 5 **EVASION:** -3

SENSOR RANGE: None

OFF ROAD MOBILITY: Full

COST: \$112,000

Military Road Grader



Meters
2
1
0

TYPE: Road Grader

CREW: Driver

WEIGHT: 8,500 kg

ARMOR: 0.2 all faces

CARGO: None

MAXIMUM SPEED: 50 kph

CRUISING SPEED: 25 kph

POWER PLANT: 0.5 MW Fuel Cell

FUEL CAPACITY: 100 kg H₂

FUEL CONSUMPTION: 5 kg/hour

ENDURANCE: 12 hours 30 minutes

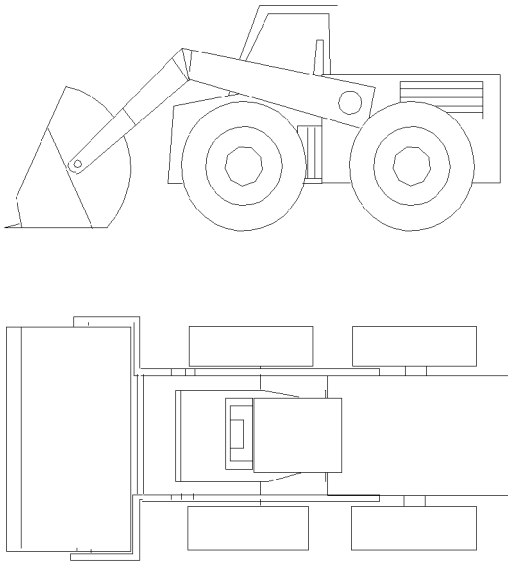
SIGNATURE: 5 **EVASION:** 1

SENSOR RANGE: None

OFF ROAD MOBILITY: 3/4

COST: \$125,000.00

Military Front Loader



Meters
2
1
0

TYPE: Front Loader

CREW: Driver

WEIGHT: 7,000 kg

ARMOR: All Faces 0.4

CARGO: None

MAXIMUM SPEED: 40 kph

CRUISING SPEED: 20 kph

POWER PLANT: 0.25 MW Fuel Cell

FUEL CAPACITY: 30 kg H₂

FUEL CONSUMPTION: 3 kg/hour

ENDURANCE: 10 hours

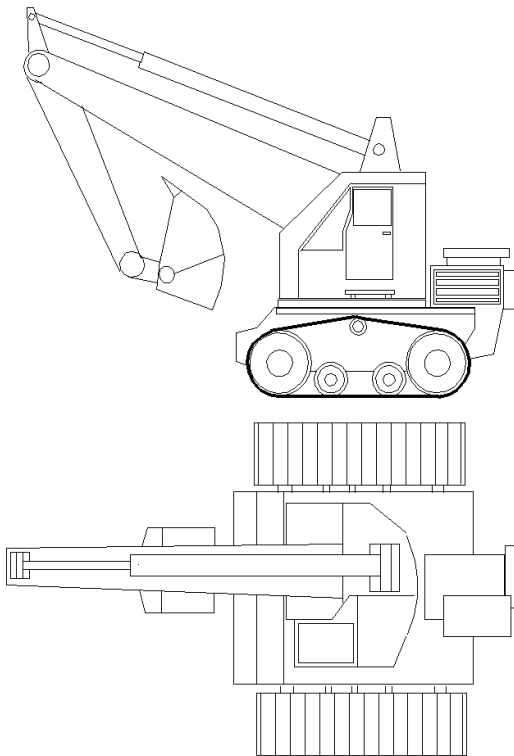
SIGNATURE: 4 **EVASION:** 1

SENSOR RANGE: None

OFF ROAD MOBILITY: Quartered

COST: \$78,500

Military Excavation Shovel



Meters
2
1
0

TYPE: Heavy Excavation Shovel

CREW: Operator

WEIGHT: 10,500 kg

ARMOR: 0.5 all faces

CARGO: None

MAXIMUM SPEED: 10 kph

CRUISING SPEED: 10 kph

POWER PLANT: 500 kW Fuel Cell

FUEL CAPACITY: 50 kg H₂

FUEL CONSUMPTION: 6 kg/hour

ENDURANCE: 6 hours 15 minutes

SIGNATURE: 7 **EVASION:** -4

SENSOR RANGE: None

OFF ROAD MOBILITY: Full

COST: \$196,000.00

M-101 Road Constructor

TYPE: Self Contained Road Construction Machine

CREW: Operator, Engineer

WEIGHT: 97,000 kg

ARMOR: All Faces 0.4

CARGO: None

MAXIMUM SPEED: 30 kph While not operating

OPERATING SPEED: 1 kph of finished road

POWER PLANT: 2 - 1 MW MHD Turbines

FUEL CAPACITY: 4000 kg H₂

FUEL CONSUMPTION: 400 kg/hour

ENDURANCE: 10 hours

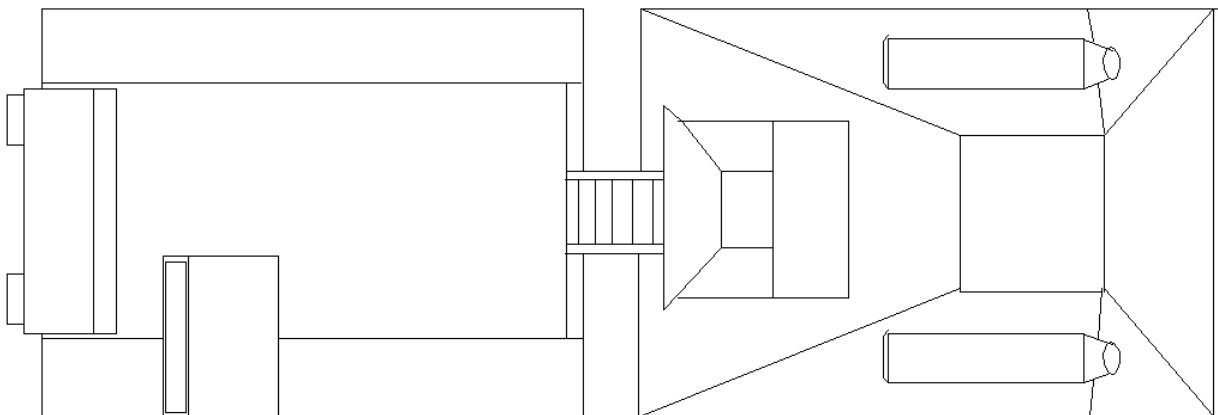
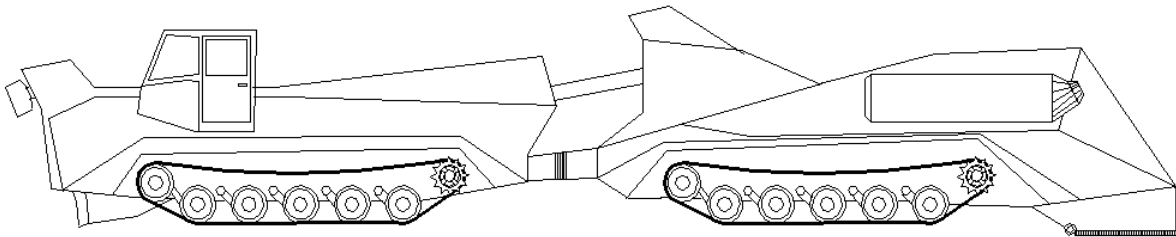
SIGNATURE: 12 **EVASION:** -6

SENSOR RANGE: None

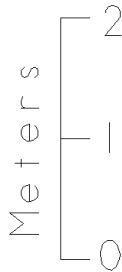
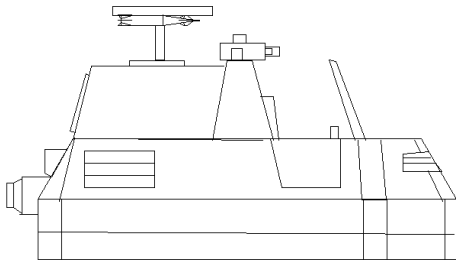
OFF ROAD MOBILITY: 10% Maximum Grade with a 5% side slope while operating
Minimum turn radius 50 meters
Full while moving without building

COST: 2,544,460.00

Notes: Designed to produce 20 kilometers of finished one lane surfaced road in 24 hours of operation. Normally works in groups of two which allows the construction of 20 kilometers of finished two lane road per day.



M-25MC Missile Carrier



TYPE: Hover AT/AA Missile Carrier

CREW: Driver, Gunner

WEIGHT: 1,200 kg

ARMOR: Plenum: 0.3 All Others: 1

CARGO: N/A

MAXIMUM SPEED: 240 kph

CRUISING SPEED: 200 kph

POWER PLANT: 0.25 MW MHD Turbine

FUEL CAPACITY: 120 kg H₂

FUEL CONSUMPTION: 9 kg/hour

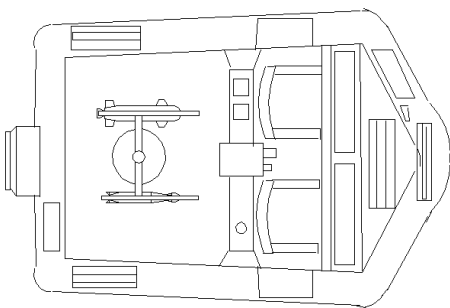
ENDURANCE: 13 hours 12 minutes

SIGNATURE: 2 **EVASION:** 9

SENSOR RANGE: 10,000 meters

OFF ROAD MOBILITY: Full

COST: \$51,000.00



ARMAMENT

5 - M-318 Anti-Vehicle Missiles

Range: 8000 meters

Guidance: Automatic

Homing Value: 21

Attack Angle: Selectable

DP: As Tamped Explosion (EP=70)



5 - M-240 Heat Seeking Anti-Air Missiles

Range: 7000 meters

Guidance: Auto/After Lock -On

Attack Angle: Direct

DP: As Tamped Explosion (EP=3)



M-26 Hover Jeep

TYPE: Hover Utility Vehicle

CREW: Driver, 3 Passengers

WEIGHT: 1,100 kg

ARMOR: Plenum: 0.3 All Others: 1

CARGO: 250 kg

MAXIMUM SPEED: 240 kph

CRUISING SPEED: 200 kph

POWER PLANT: 0.25 MW MHD Turbine

FUEL CAPACITY: 120 kg H₂

FUEL CONSUMPTION: 9 kg/hour

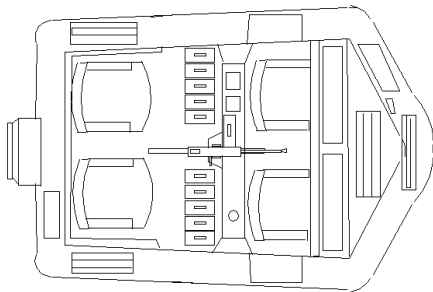
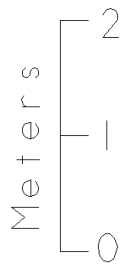
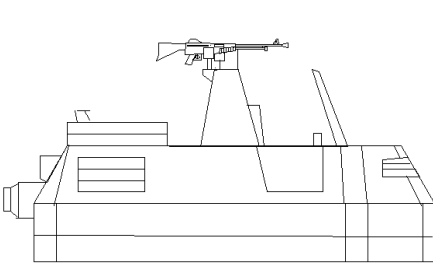
ENDURANCE: 13 hours 12 minutes

SIGNATURE: 2 **EVASION:** 9

SENSOR RANGE:

OFF ROAD MOBILITY: Full

COST: \$25,000.00



ARMAMENT

1 - M-955 Browning Light Machine Gun 5.5mm

ROF = 4	Cl	Ef	Lg	Ex
Aim Rg	350	700	1000	1400
DPV:	1.5	1	0.5	0.3
Rounds per Burst = 10				
Area Rg	200	400	800	1000
AFV	1	1	0.5	0.3
DPV:	1.5	1	0.5	0.5
Rounds per Burst = 20				

M-26A1 Hover Jeep

TYPE: Hover Utility Vehicle

CREW: Driver, 2 Passengers

WEIGHT: 1,050 kg

ARMOR: Plenum: 0.3 All Others: 1

CARGO: 400 kg

MAXIMUM SPEED: 240 kph

CRUISING SPEED: 200 kph

POWER PLANT: 0.25 MW MHD Turbine

FUEL CAPACITY: 120 kg H₂

FUEL CONSUMPTION: 9 kg/hour

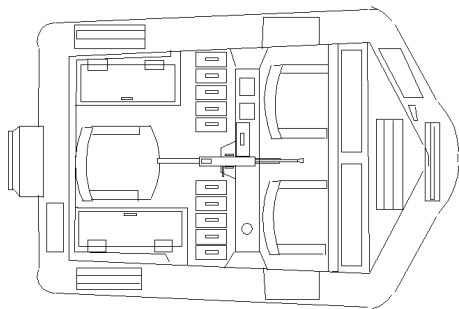
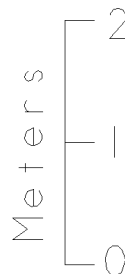
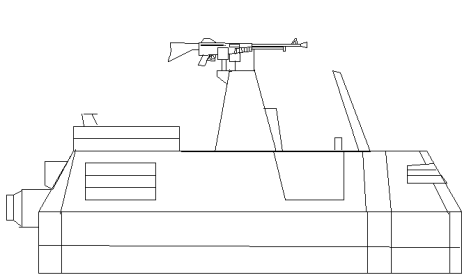
ENDURANCE: 13 hours 12 minutes

SIGNATURE: 2 **EVASION:** 9

SENSOR RANGE:

OFF ROAD MOBILITY: Full

COST: \$25,650.00



ARMAMENT

1 - M-955 Browning Light Machine Gun 5.5mm

ROF = 4	Cl	Ef	Lg	Ex
Aim Rg	350	700	1000	1400
DPV:	1.5	1	0.5	0.3
Rounds per Burst = 10				
Area Rg	200	400	800	1000
AFV	1	1	0.5	0.3
DPV:	1.5	1	0.5	0.5
Rounds per Burst = 20				

M-27 Mortar Carrier

TYPE: Hover Mortar Carrier

CREW: Driver, Gunner

WEIGHT: 1,270 kg

ARMOR: Plenum: 0.3 All Others: 1

CARGO: 400 kg

MAXIMUM SPEED: 240 kph

CRUISING SPEED: 200 kph

POWER PLANT: 0.25 MW MHD Turbine

FUEL CAPACITY: 120 kg H₂

FUEL CONSUMPTION: 9 kg/hour

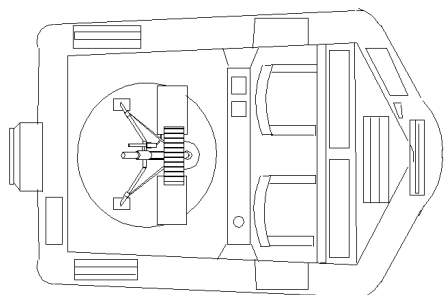
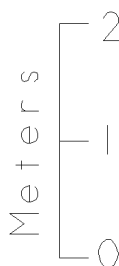
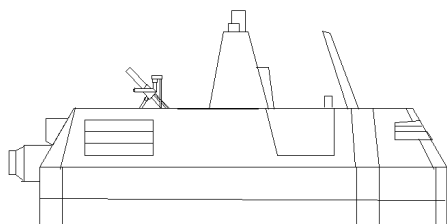
ENDURANCE: 13 hours 12 minutes

SIGNATURE: 2 **EVASION:** 9

SENSOR RANGE:

OFF ROAD MOBILITY: Full

COST: \$38,000.00



ARMAMENT

1 - 60mm Auto Mortar

Range: 8000 meters

Rate of Fire: 30 rounds/minute

Ammunition Storage: 150 rounds

Ammunition Types: WASP

DP = 4 (frag +3 m burst area)

Normal Loadout of Ammunition: 150 - WASP

M-28 Light Hover PC

TYPE: Light Hover Personnel Carrier

CREW: Driver, Commander/Gunner

WEIGHT: 2,200 kg

ARMOR: Plenum: 0.2 All Others: 0.5

CARGO: 6 personnel + 300 kg

MAXIMUM SPEED: 200 kph

CRUISING SPEED: 180 kph

POWER PLANT: 0.4 MW MHD Turbine

FUEL CAPACITY: 180 kg H₂

FUEL CONSUMPTION: 12 kg/hour

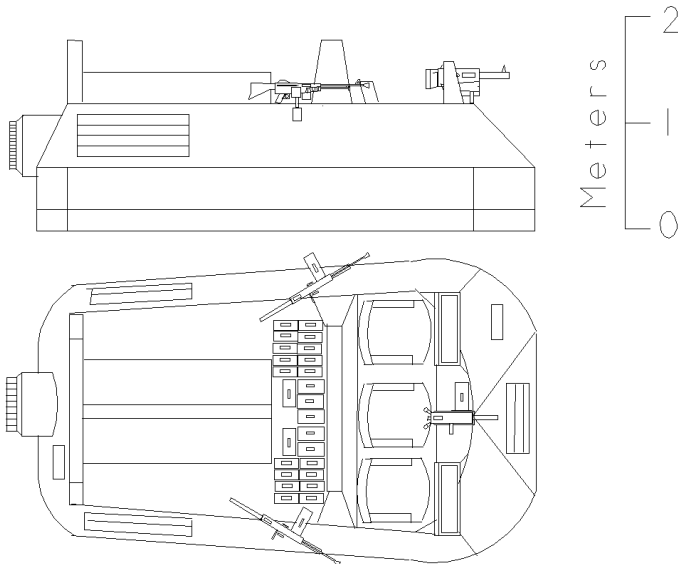
ENDURANCE: 15 hours

SIGNATURE: 3 **EVASION:** 8

SENSOR RANGE:

OFF ROAD MOBILITY: Full

COST: \$36,000.00



ARMAMENT

2 - M-955 Browning Light Machine Gun 5.5mm

ROF = 4	Cl	Ef	Lg	Ex
Aim Rg	350	700	1000	1400
DPV:	1.5	1	0.5	0.3
Rounds per Burst = 10				
Area Rg	200	400	800	1000
AFV	1	1	0.5	0.3
DPV:	1.5	1	0.5	0.5
Rounds per Burst = 20				
Rounds carried: 2200 per gun				

1 - Mk-91 Automatic Grenade Launcher

ROF = 3	Cl	Ef	Lg	Ex
	500	1000	1500	1800

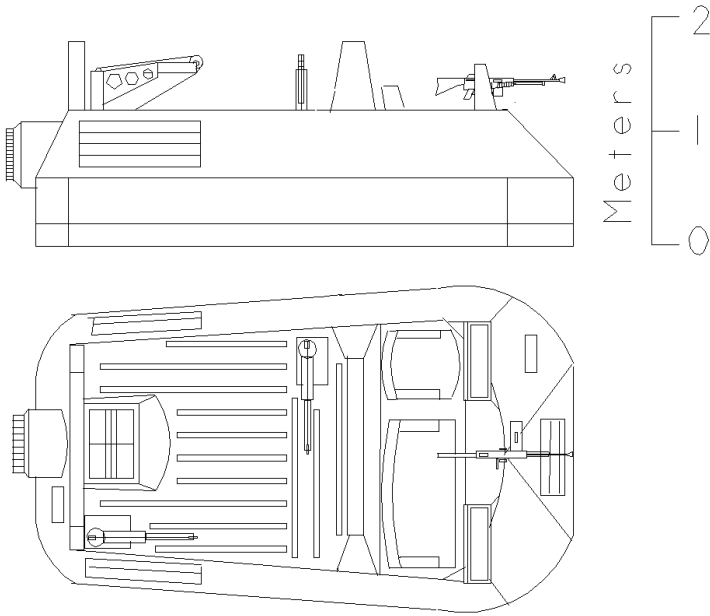
DPV: HE as explosion (EP=4)

APHE as tamped explosion (EP=6)

Rounds per burst = 5

Rounds carried: 175 HE
25 APHE

M-30 Hover Cargo Carrier



TYPE: Light Hover Cargo Carrier

CREW: Driver, Commander

WEIGHT: 2,150 kg

ARMOR: Plenum: 0.2 All Others: 0.5

CARGO: 1200 kg

MAXIMUM SPEED: 200 kph

CRUISING SPEED: 180 kph

POWER PLANT: 0.4 MW MHD Turbine

FUEL CAPACITY: 180 kg H₂

FUEL CONSUMPTION: 12 kg/hour

ENDURANCE: 15 hours

SIGNATURE: 3 **EVASION:** 8

SENSOR RANGE:

OFF ROAD MOBILITY: Full

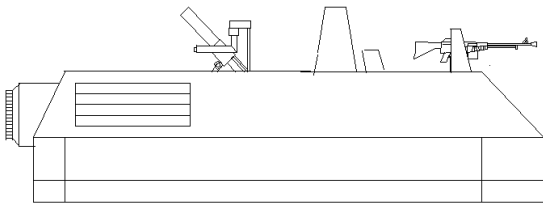
COST: \$28,850.00

ARMAMENT

1 - M-955 Browning Light Machine Gun 5.5mm

ROF = 4	Cl	Ef	Lg	Ex
Aim Rg	350	700	1000	1400
DPV:	1.5	1	0.5	0.3
Rounds per Burst = 10				
Area Rg	200	400	800	1000
AFV	1	1	0.5	0.3
DPV:	1.5	1	0.5	0.5
Rounds per Burst = 20				
Rounds carried: 600				

M-31 Mortar Carrier



Meters
2
1
0

TYPE: 81mm Mortar Carrier

CREW: Driver, Gunner

WEIGHT: 2,100 kg

ARMOR: Plenum: 0.2 All Others: 0.5

CARGO: None

MAXIMUM SPEED: 200 kph

CRUISING SPEED: 180 kph

POWER PLANT: 0.4 MW MHD Turbine

FUEL CAPACITY: 180 kg H₂

FUEL CONSUMPTION: 12 kg/hour

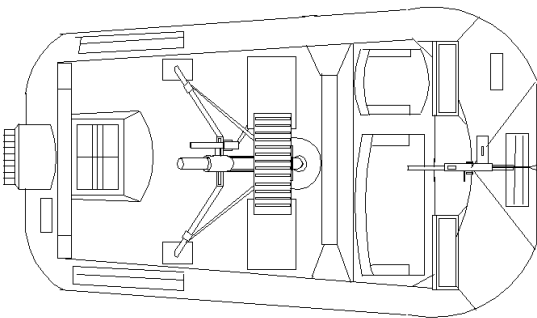
ENDURANCE: 15 hours

SIGNATURE: 3 **EVASION:** 8

SENSOR RANGE:

OFF ROAD MOBILITY: Full

COST: \$37,350.00



ARMAMENT

1 - M-955 Browning Light Machine Gun 5.5mm

ROF = 4	Cl	Ef	Lg	Ex
Aim Rg	350	700	1000	1400
DPV:	1.5	1	0.5	0.3
Rounds per Burst = 10				
Area Rg	200	400	800	1000
AFV	1	1	0.5	0.3
DPV:	1.5	1	0.5	0.5
Rounds per Burst = 20				
Rounds carried: 600				

1 - 81mm Auto Mortar

Range: 9500 meters

Rate of Fire: 20 rounds/minute

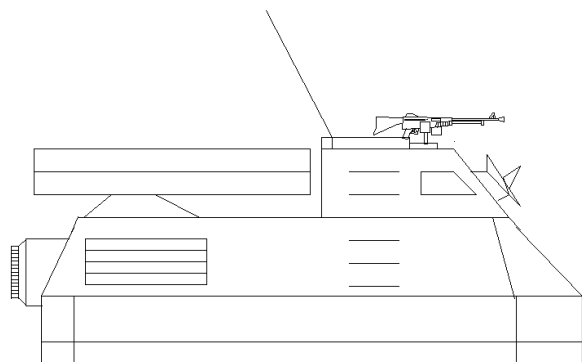
Ammunition Storage = 200 rounds

Ammunition Types: WASP

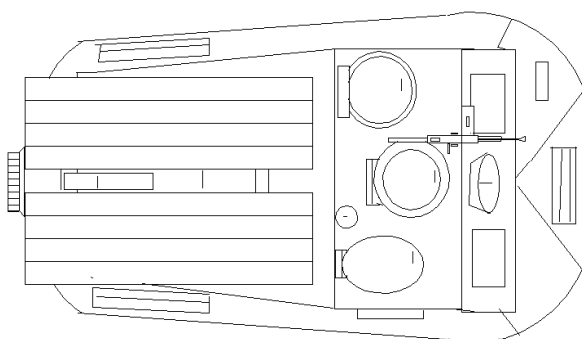
DP = 6 (frag +5 m burst area)

Normal Loadout of Ammunition 200 - WASP

M-32 LHRA



Meters
2
1
0



TYPE: Light Hover Rocket Artillery

CREW: Driver, Commander and Gunner

WEIGHT: 2,500 kg

ARMOR: Plenum: 0.2 All Others: 0.5

CARGO: None

MAXIMUM SPEED: 200 kph

CRUISING SPEED: 180 kph

POWER PLANT: 0.4 MW MHD Turbine

FUEL CAPACITY: 180 kg H₂

FUEL CONSUMPTION: 12 kg/hour

ENDURANCE: 15 hours

SIGNATURE: 3 **EVASION:** 8

SENSOR RANGE: None(Sat Comm Ability)

OFF ROAD MOBILITY: Full

COST: \$37,350.00

ARMAMENT

1 - M-955 Browning Light Machine Gun 5.5mm

ROF = 4	Cl	Ef	Lg	Ex
Aim Rg	350	700	1000	1400
DPV:	1.5	1	0.5	0.3
Rounds per Burst = 10				
Area Rg	200	400	800	1000
AFV	1	1	0.5	0.3
DPV:	1.5	1	0.5	0.5
Rounds per Burst = 20				
Rounds carried: 600				

16 - 120mm Artillery Rockets

Range: 35,000 meters

ROF = 3

Guidance: Automatic (after Gunner Lock-on) or
Laser Homing or
Free Flight

DP: APHE As Tamped Explosion (EP=30)


WASP (DP= 6) (250 m burst Radius)

Obscuration (DP=3) (no fragmentation)

20 m high X 100 m long

10 seconds to deploy

360 seconds of obscuration



Normal Load Carried: 10 - WASP
2 - APHE
4 - Obscuration

M-34 LHARC

TYPE: Light Hover Artillery Rocket Carrier

CREW: Driver, Commander

WEIGHT: 2,200 kg

ARMOR: Plenum: 0.2 All Others: 0.5

CARGO: 120mm Rockets 10 - WASP, 2 - APHE,
4 - Obscuration

MAXIMUM SPEED: 200 kph

CRUISING SPEED: 180 kph

POWER PLANT: 0.4 MW MHD Turbine

FUEL CAPACITY: 180 kg H₂

FUEL CONSUMPTION: 12 kg/hour

ENDURANCE: 15 hours

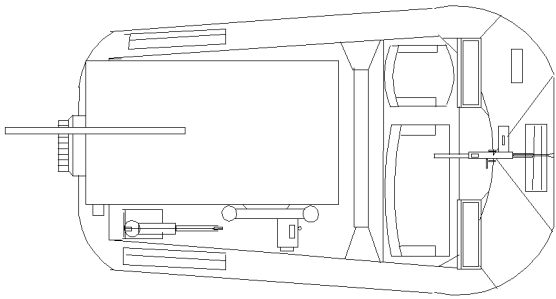
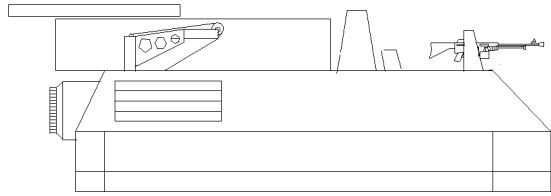
SIGNATURE: 4 **EVASION:** 8

SENSOR RANGE:

OFF ROAD MOBILITY: Full

COST: \$31,600.00

Meters
2
1
0

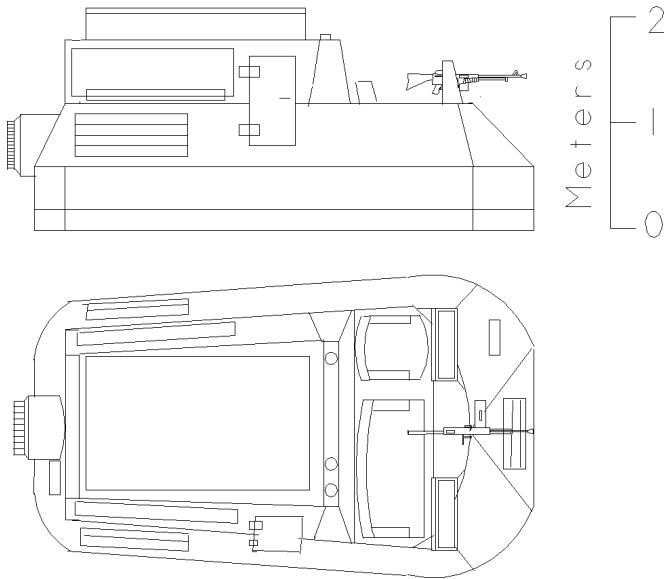


ARMAMENT

1 - M-955 Browning Light Machine Gun 5.5mm

ROF = 4	Cl	Ef	Lg	Ex
Aim Rg	350	700	1000	1400
DPV:	1.5	1	0.5	0.3
Rounds per Burst = 10				
Area Rg	200	400	800	1000
AFV	1	1	0.5	0.3
DPV:	1.5	1	0.5	0.5
Rounds per Burst = 20				
Rounds carried: 600				

M-36 Hover Ambulance



CREW: Driver, Commander, 2 Medics

WEIGHT: 2,325 kg

ARMOR: Plenum: 0.2 All Others: 0.5

CARGO: 2 Lightweight Automeds

MAXIMUM SPEED: 200 kph

CRUISING SPEED: 180 kph

POWER PLANT: 0.4 MW MHD Turbine

FUEL CAPACITY: 180 kg H₂

FUEL CONSUMPTION: 12 kg/hour

ENDURANCE: 15 hours

SIGNATURE: 4 **EVASION:** 8

SENSOR RANGE:

OFF ROAD MOBILITY: Full

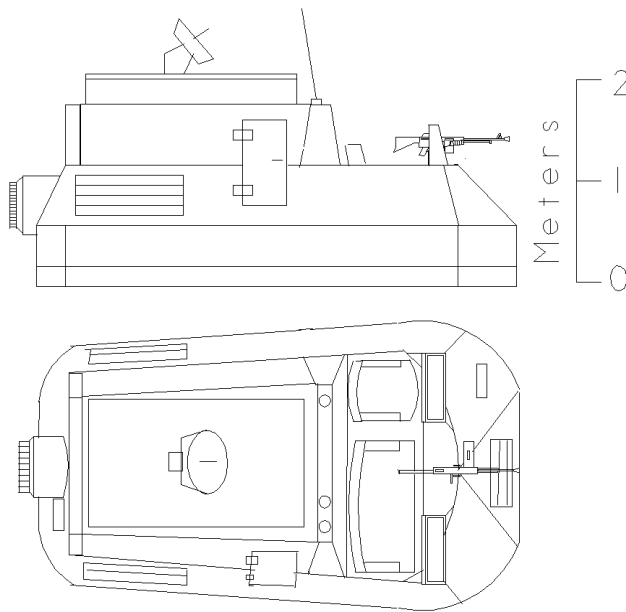
COST: \$33,000.00

ARMAMENT

1 - M-955 Browning Light Machine Gun 5.5mm

ROF = 4	Cl	Ef	Lg	Ex
Aim Rg	350	700	1000	1400
DPV:	1.5	1	0.5	0.3
Rounds per Burst = 10				
Area Rg	200	400	800	1000
AFV	1	1	0.5	0.3
DPV:	1.5	1	0.5	0.5
Rounds per Burst = 20				
Rounds carried: 600				

M-38 Hover Command Post



TYPE: Light Hover Command Post

CREW: Driver, Commander, 4 Staff Personnel

WEIGHT: 2,405 kg

ARMOR: Plenum: 0.2 All Others: 0.5

CARGO: None

MAXIMUM SPEED: 200 kph

CRUISING SPEED: 180 kph

POWER PLANT: 0.4 MW MHD Turbine

FUEL CAPACITY: 180 kg H₂

FUEL CONSUMPTION: 12 kg/hour

ENDURANCE: 15 hours

SIGNATURE: 4 **EVASION:** 8

SENSOR RANGE: None(Sat Comm Ability)

OFF ROAD MOBILITY: Full

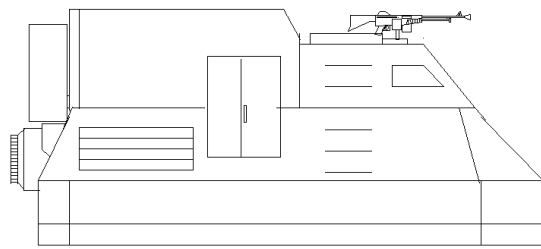
COST: \$37,480.00

ARMAMENT

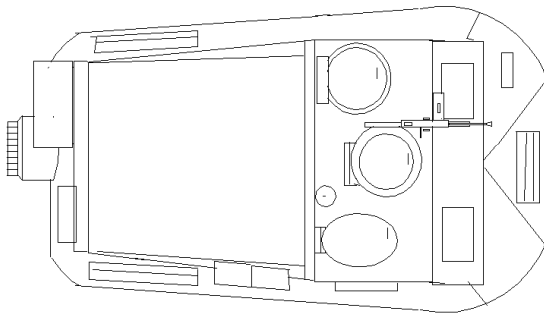
1 - M-955 Browning Light Machine Gun 5.5mm

ROF = 4	Cl	Ef	Lg	Ex
Aim Rg	350	700	1000	1400
DPV:	1.5	1	0.5	0.3
Rounds per Burst = 10				
Area Rg	200	400	800	1000
AFV	1	1	0.5	0.3
DPV:	1.5	1	0.5	0.5
Rounds per Burst = 20				
Rounds carried: 1200				

M-39 Hover Work Shop



Meters
2
1
0



TYPE: Maintenance Workshop

CREW: Driver, Commander, 3 Mechanics

WEIGHT: 2,347 kg

ARMOR: Plenum: 0.2 All Others: 0.5

CARGO: None

MAXIMUM SPEED: 200 kph

CRUISING SPEED: 180 kph

POWER PLANT: 0.4 MW MHD Turbine

FUEL CAPACITY: 180 kg H₂

FUEL CONSUMPTION: 12 kg/hour

ENDURANCE: 15 hours

SIGNATURE: 4 **EVASION:** 8

SENSOR RANGE:

OFF ROAD MOBILITY: Full

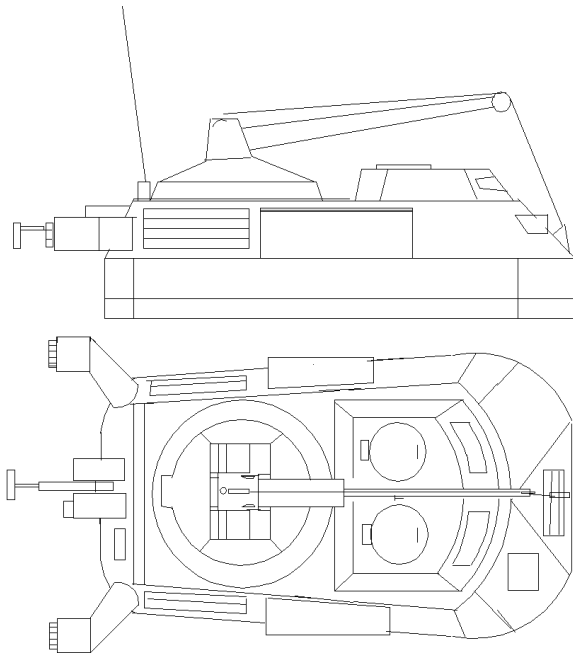
COST: \$31,500.00

ARMAMENT

1 - M-955 Browning Light Machine Gun 5.5mm

ROF = 4	Cl	Ef	Lg	Ex
Aim Rg	350	700	1000	1400
DPV:	1.5	1	0.5	0.3
Rounds per Burst = 10				
Area Rg	200	400	800	1000
AFV	1	1	0.5	0.3
DPV:	1.5	1	0.5	0.5
Rounds per Burst = 20				
Rounds carried: 1200				

M-40 Hover Wrecker



TYPE: Light Hover Wrecker

CREW: Driver, Commander

WEIGHT: 2,130 kg

ARMOR: Plenum: 0.2 All Others: 0.5

CARGO: None(May tow any light hover veh)

MAXIMUM SPEED: 200 kph/150 kph towing

CRUISING SPEED: 180 kph/120 kph towing

POWER PLANT: 0.4 MW MHD Turbine

FUEL CAPACITY: 180 kg H₂

FUEL CONSUMPTION: 12 kg/hour

ENDURANCE: 15 hours

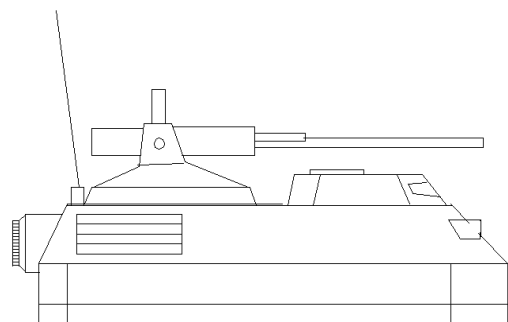
SIGNATURE: 4 **EVASION:** 8

SENSOR RANGE:

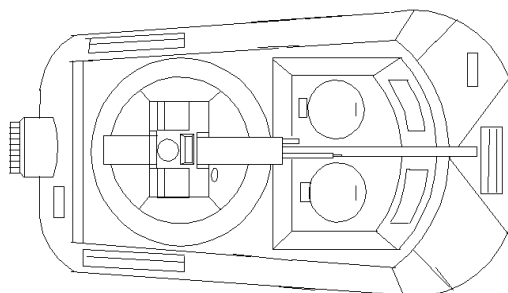
OFF ROAD MOBILITY: Full

COST: \$31,600.00

M-41 Light Hover Tank



Meters
2
1
0



TYPE: Light Hover Tank

CREW: Driver, Commander/Gunner

WEIGHT: 2,700 kg

ARMOR: Plenum:2 All Others: 6

CARGO: None

MAXIMUM SPEED: 200 kph

CRUISING SPEED: 180 kph

POWER PLANT: 0.4 MW MHD Turbine

FUEL CAPACITY: 150 kg H₂

FUEL CONSUMPTION: 12 kg/hour

ENDURANCE: 12 hours 30 minutes

SIGNATURE: 3 **EVASION:** 9

SENSOR RANGE: 7000 meters

OFF ROAD MOBILITY: Full

COST: \$115,000.00

ARMAMENT

1 - M-955 Browning Light Machine Gun Coaxially Mounted

ROF = 4	Cl	Ef	Lg	Ex
Area Rg	400	800	1000	1200
AFV:	3	2	1	0.5
DPV:	1	0.7	0.5	0.3

Range Finder +5

Rounds per Burst = 20

Rounds Carried: 4000 5.5mm
200 bursts

1 - Mk-91 Automatic Grenade Launcher Coaxially Mounted

ROF = 3	Cl	Ef	Lg	Ex
	500	1000	1500	1800

DPV: HE as explosion (EP=4)

Rounds per burst = 5

Rounds Carried: 500 HE
100 bursts

1 - 6cm Mass Driver Gun in Remote Turret

Aimed Fire Range: Cl 500 Ef 1500 Lg 2000 Ex 3000

Range Finder: +5

Rate of Fire: 5

Rounds Carried: 100

DPV: Cl 90 Ef 75 Lg 60 Ex 30

M-12 Hover Tank

TYPE: Hover Tank

CREW: Driver, Commander & Gunner

WEIGHT: 7,500 kg

ARMOR: Plenum:15, Front: 60, All Others: 40

CARGO: None

MAXIMUM SPEED: 240 kph

CRUISING SPEED: 210 kph

POWER PLANT: 2 - 0.3 MW MHD Turbine

FUEL CAPACITY: 300 kg H₂

FUEL CONSUMPTION: 18 kg/hour

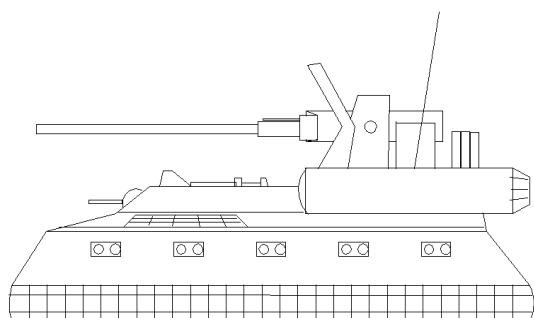
ENDURANCE: 15 hours 36 minutes

SIGNATURE: 4 **EVASION:** 8

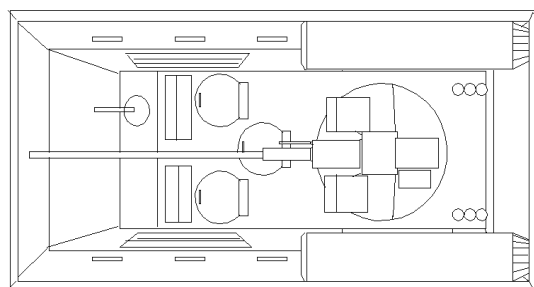
SENSOR RANGE: 10,000 meters

OFF ROAD MOBILITY: Full

COST: \$275,000.00



Meters
2
1
0



ARMAMENT

1 - M-955 Browning Light Machine Gun Coaxially Mounted

ROF = 4	Cl	Ef	Lg	Ex
Area Rg	400	800	1000	1200
AFV	3	2	1	0.5
DPV:	1	0.7	0.5	0.3

Range Finder +6

Rounds per Burst = 20

Rounds Carried: 4000 5.5mm
200 bursts

1 - M-955 Browning Light Machine Gun Ball Mounted on bow

ROF = 4	Cl	Ef	Lg	Ex
Area Rg	100	200	400	600
AFV	3	2	1	0.5
DPV:	1	1	1	1

Rounds per Burst = 20

Rounds Carried: 2000 5.5mm
100 bursts

1 - 7.5cm Mass Driver Gun in Remote Turret

Aimed Fire Range: Cl 750 Ef 2000 Lg 3000 Ex 4000

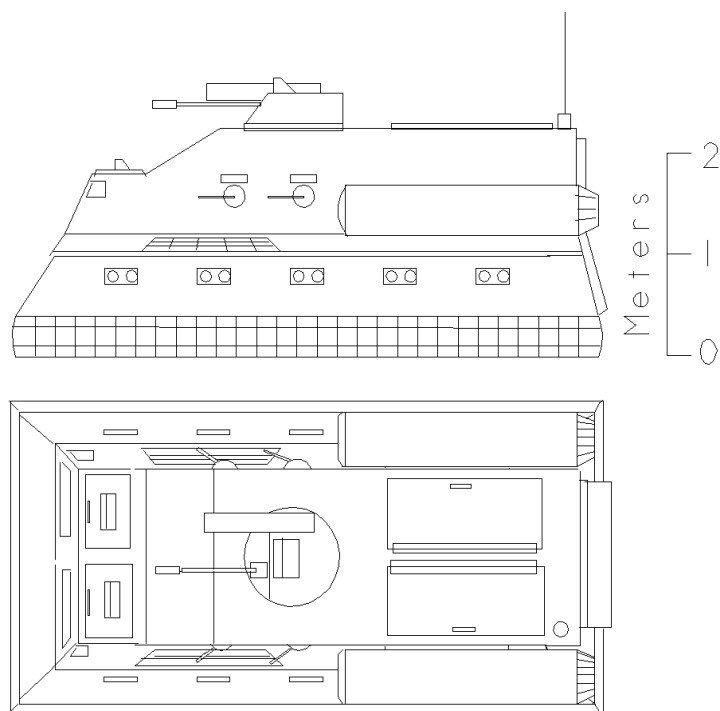
Range Finder: +6

Rate of Fire: 5

Rounds Carried: 75

DPV: Cl 125 Ef 105 Lg 90 Ex 46

M-112 Hover PC



TYPE: Hover Personnel Carrier

CREW: Driver, Commander

WEIGHT: 7,300 kg

ARMOR: Plenum: 15 Front: 60
All Others: 40

CARGO: 7 man Squad, 500 kg Equipment

MAXIMUM SPEED: 240 kph

CRUISING SPEED: 210 kph

POWER PLANT: 2 - 0.3 MW MHD Turbines

FUEL CAPACITY: 300 kg H₂

FUEL CONSUMPTION: 18 kg/hour

ENDURANCE: 15 hours 36 minutes

SIGNATURE: 4 **EVASION:** 8

SENSOR RANGE: 8,500 meters

OFF ROAD MOBILITY: Full

COST: \$185,000.00

ARMAMENT

1 - CLP-1A Plasma Gun

Aimed Fire Range: Cl 400 Ef 1200 Lg 1600 Ex 2000

Rate of Fire: 5

Rounds Carried: 300/in 25round cassettes

DPV: As tamped explosion (EP=15)

4 - M-1035 Browning 4.5mm BMLMG

ROF=2 Cl Ef Lg Ex

Area Rg 50 100 150 175

AFV 4 3 2 1

DPV 0.9 0.9 0.9 0.9

Rounds per Burst=30

Rounds Carried: 1500/wpn 4.5mm
50 bursts/wpn

1 - M-318 Anti-Vehicle Missile Launcher

Range: 8000 meters

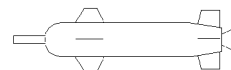
Guidance: Automatic

Homing Value: 21

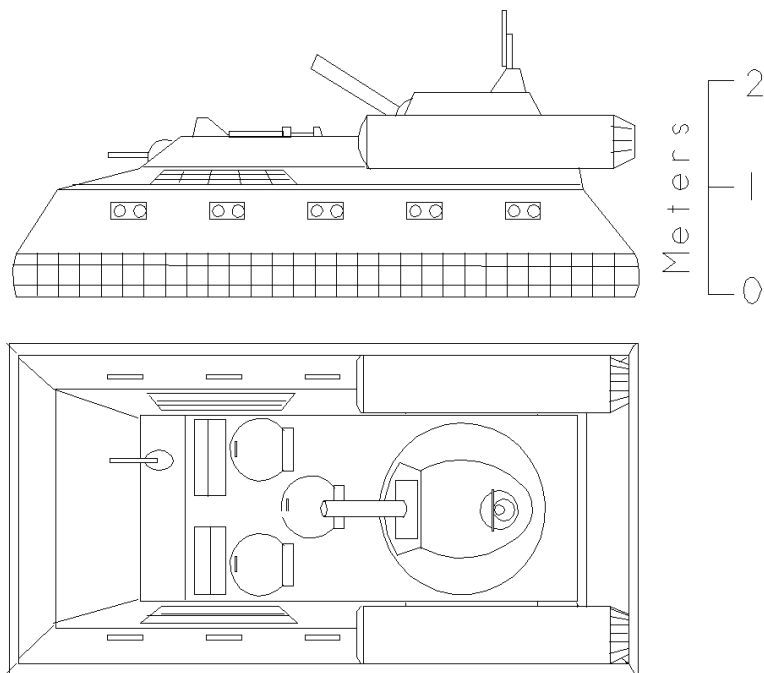
Attack Angle: Selectable

DP: As Tamped Explosion (EP=70)

Reloads Carried: 4



M-120 Mortar Carrier



TYPE: Hover Mortar Carrier

CREW: Driver, Commander, Gunner

WEIGHT: 7,100 kg

ARMOR: Plenum: 15 Front: 60
All Others: 40

CARGO: None

MAXIMUM SPEED: 240 kph

CRUISING SPEED: 210 kph

POWER PLANT: 2 - 0.3 MW MHD Turbines

FUEL CAPACITY: 300 kg H₂

FUEL CONSUMPTION: 18 kg/hour

ENDURANCE: 15 hours 36 minutes

SIGNATURE: 4 **EVASION:** 8

SENSOR RANGE: 18,000 meters

OFF ROAD MOBILITY: Full

COST: \$194,000.00

ARMAMENT

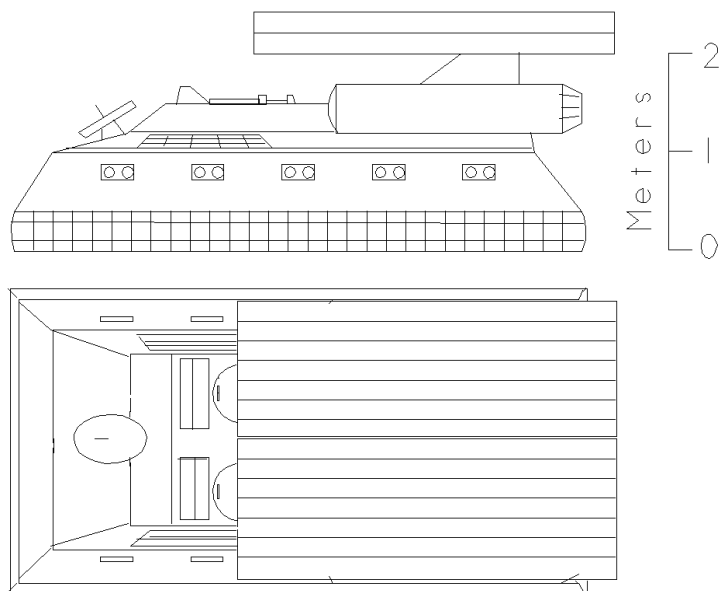
1 - 120mm Auto Mortar
 Range: 15000 meters
 Rate of Fire: 15 rounds/minute
 Ammunition Storage = 200 rounds
 Ammunition Types: APHE
 as tamped explosion (EP 15)
 WASP
 DP = 8 (frag +8 m burst area)
 Obscuration
 10meter high X 20meter long
 5 seconds to deploy
 240 seconds of obscuration
 Normal Loadout of Ammunition 25 - APHE
 150 - WASP
 25 - Obscuration

1 - M-955 Browning 5.5mm LMG Ball Mounted
 on bow

ROF = 2	Cl	Ef	Lg	Ex
Area Range	100	200	400	600
AFV	3	2	2	2
DPV	1	1	1	1

Rounds per burst = 20
 Rounds Carried: 1000/5.5mm
 50 bursts

M-212 HRA



TYPE: Hover Rocket Artillery

CREW: Driver, Commander and Gunner

WEIGHT: 6,800 kg

ARMOR: Plenum: 5, Front: 60 All Others: 30

CARGO: None

MAXIMUM SPEED: 240 kph

CRUISING SPEED: 210 kph

POWER PLANT: 2 -0.3 MW MHD Turbine

FUEL CAPACITY: 300 kg H₂

FUEL CONSUMPTION: 18 kg/hour

ENDURANCE: 15 hours 36 minutes

SIGNATURE: 5 **EVASION:** 8

SENSOR RANGE: None(Sat Comm Ability)

OFF ROAD MOBILITY: Full

COST: \$37,350.00

ARMAMENT

28 - 180mm Artillery Rockets

Range: 45,000 meters

ROF = 5

Guidance: Automatic (after Gunner Lock-on) or
Laser Homing or
Free Flight

DP: APHE As Tamped Explosion (EP=40)

WASP (DP= 6) (600 m burst Radius)

Obscuration (DP=4) (no fragmentation)

25 m high X 125 m long


8 seconds to deploy

420 seconds of obscuration

Normal Load Carried: 16 - WASP

6 - APHE

6 - Obscuration



M-424 Hover CP

TYPE: Hover Command Post

CREW: Driver, Commander

WEIGHT: 7,060 kg

ARMOR: Plenum: 15 Front: 60
All Others: 40

CARGO: 6 staff members, 750 kg Equipment

MAXIMUM SPEED: 240 kph

CRUISING SPEED: 210 kph

POWER PLANT: 2 - 0.3 MW MHD Turbines

FUEL CAPACITY: 300 kg H₂

FUEL CONSUMPTION: 18 kg/hour

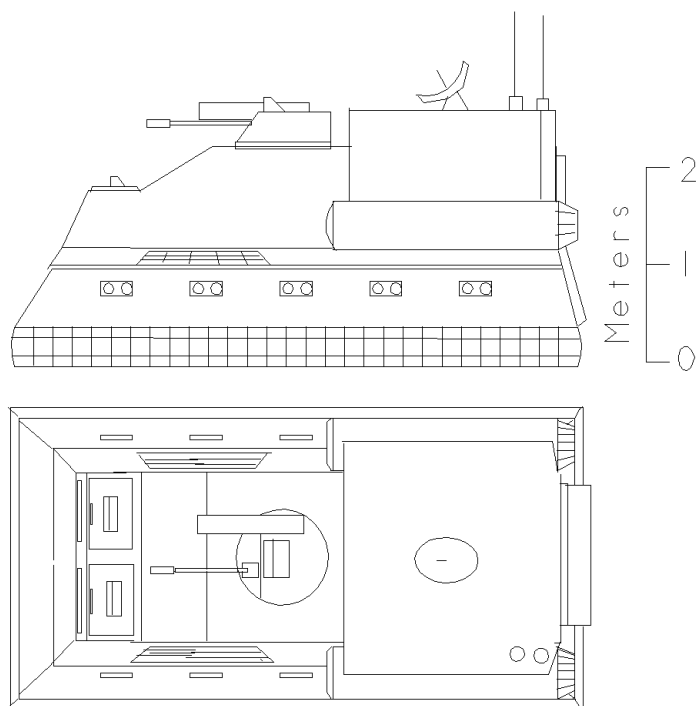
ENDURANCE: 15 hours 36 minutes

SIGNATURE: 4 **EVASION:** 8

SENSOR RANGE: 8,500 meters (Sat Comm)

OFF ROAD MOBILITY: Full

COST: \$197,000.00



ARMAMENT

1 - CLP-1A Plasma Gun

Aimed Fire Range: Cl 400 Ef 1200 Lg 1600 Ex 2000

Rate of Fire: 5

Rounds Carried: 300/in 25round cassettes

DPV: As tamped explosion (EP=15)

1 - M-318 Anti-Vehicle Missile Launcher

Range: 8000 meters

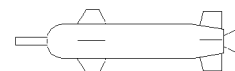
Guidance: Automatic

Homing Value: 21

Attack Angle: Selectable

DP: As Tamped Explosion (EP=70)

Reloads Carried: 2



M-425 Hover Ambulance

TYPE: Hover Ambulance

CREW: Driver, Commander

WEIGHT: 7,130 kg

ARMOR: Plenum: 15 Front: 60
All Others: 40

CARGO: 4 light weight Automeds, 3 medics

MAXIMUM SPEED: 240 kph

CRUISING SPEED: 210 kph

POWER PLANT: 2 - 0.3 MW MHD Turbines

FUEL CAPACITY: 300 kg H₂

FUEL CONSUMPTION: 18 kg/hour

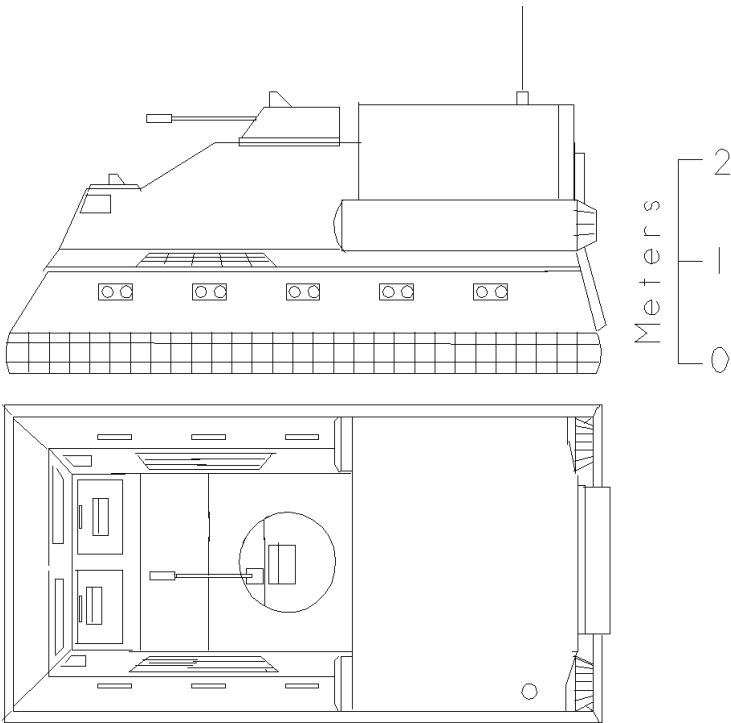
ENDURANCE: 15 hours 36 minutes

SIGNATURE: 4 **EVASION:** 8

SENSOR RANGE:

OFF ROAD MOBILITY: Full

COST: \$207,000.00



ARMAMENT

1 - CLP-1A Plasma Gun

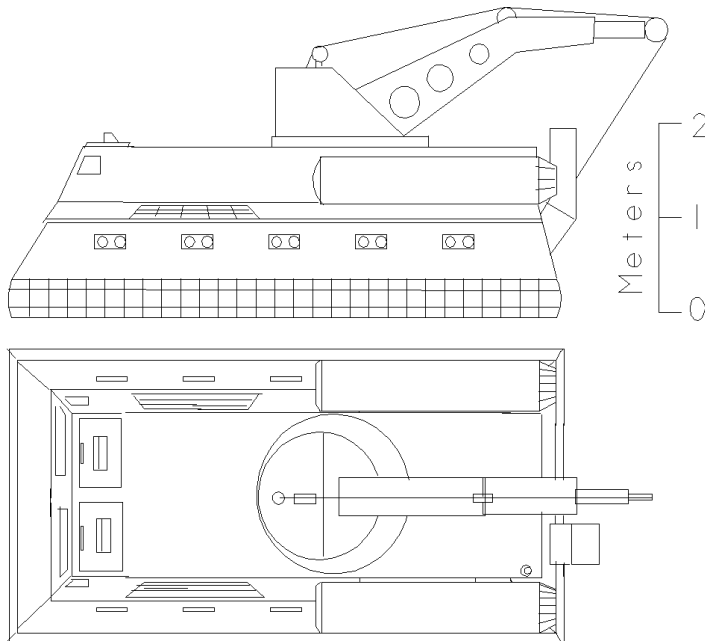
Aimed Fire Range: Cl 400 Ef 1200 Lg 1600 Ex 2000

Rate of Fire: 5

Rounds Carried: 300/in 25round cassettes

DPV: As tamped explosion (EP=15)

M-887 Hover Wrecker



TYPE: Hover Wrecker

CREW: Driver

WEIGHT: 6,800 kg

ARMOR: Plenum: 15 Front: 60
All Others: 40

CARGO: Tow one Medium hover vehicle

MAXIMUM SPEED: 240 kph/180 kph towing

CRUISING SPEED: 210 kph/140 kph towing

POWER PLANT: 2 - 0.3 MW MHD Turbines

FUEL CAPACITY: 300 kg H₂

FUEL CONSUMPTION: 18 kg/hour

ENDURANCE: 15 hours 36 minutes

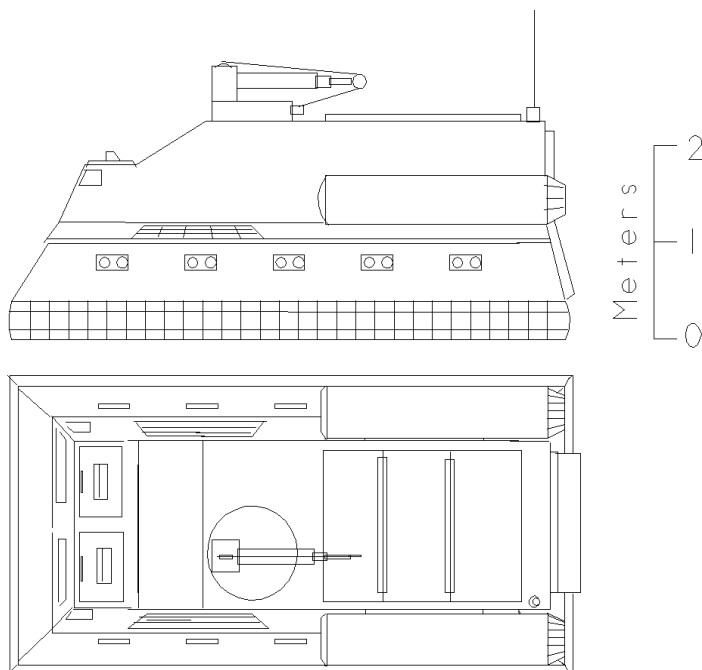
SIGNATURE: 4 **EVASION:** 8

SENSOR RANGE:

OFF ROAD MOBILITY: Full

COST: \$117,000.00

M-912 Hover Cargo Carrier



TYPE: Hover Cargo Carrier

CREW: Driver

WEIGHT: 7,250 kg

ARMOR: Plenum: 15 Front: 60
All Others: 40

CARGO: 1500 kg

MAXIMUM SPEED: 240 kph

CRUISING SPEED: 210 kph

POWER PLANT: 2 - 0.3 MW MHD Turbines

FUEL CAPACITY: 300 kg H₂

FUEL CONSUMPTION: 18 kg/hour

ENDURANCE: 15 hours 36 minutes

SIGNATURE: 4 **EVASION:** 8

SENSOR RANGE:

OFF ROAD MOBILITY: Full

COST: \$121,000.00

M-88 Heavy Hover Transporter

TYPE: Heavy Hover Transporter

CREW: Commander, Engineer & Operator

WEIGHT: 120,250 kg

ARMOR: All: 0.4

CARGO: 200,000 kg

MAXIMUM SPEED: 150 kph

CRUISING SPEED: 120 kph

POWER PLANT: 2 -1 MW MHD Turbines

FUEL CAPACITY: 30 tons H₂

FUEL CONSUMPTION: 1.2 tons/hour

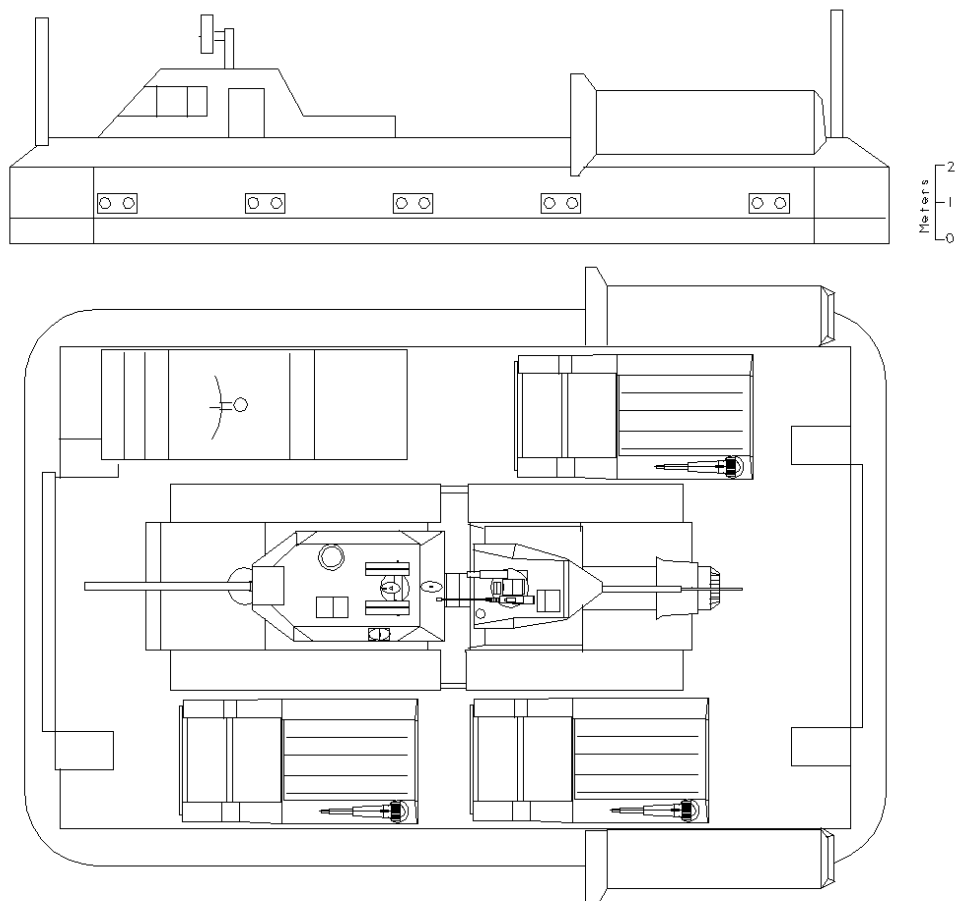
ENDURANCE: 25 hours

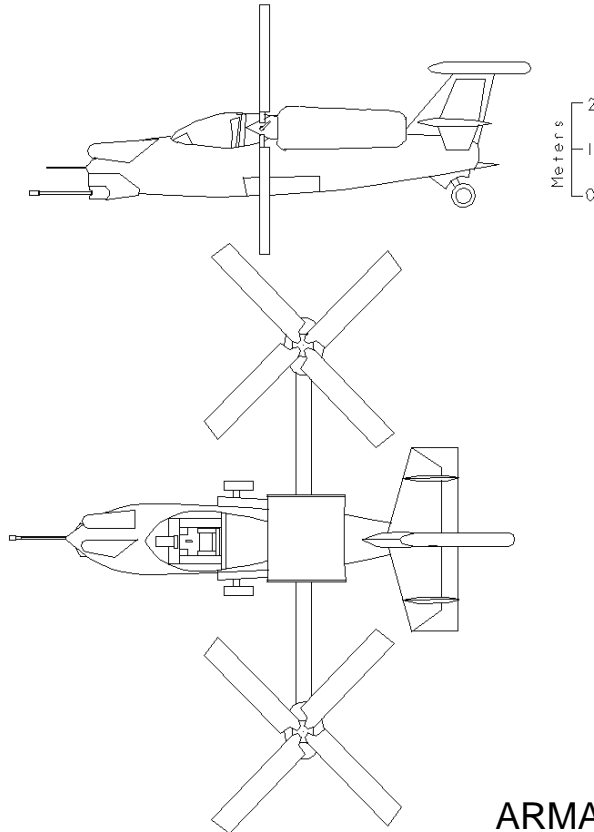
SIGNATURE: 15 **EVASION:** 1

SENSOR RANGE: 10,000 meters

OFF ROAD MOBILITY: Full

COST: \$1,317,000.00





TRS-93

TYPE: Tilt Rotor Scout VTOL Aircraft

CREW: Pilot

WEIGHT: 8,150 kg

ARMOR: All Faces: 0.4

MAXIMUM SPEED: 500 kph

CRUISING SPEED: 400 kph

Has Hover Capabilities

POWER PLANT: 2 -1500 KW MHD Turbines

FUEL CAPACITY: 100 kg H₂

FUEL CONSUMPTION: 15 kg/hour

ENDURANCE: 6 hours 40 minutes

RANGE: 2000 kilometers

SIGNATURE: 1 **EVASION:** 12

SENSOR RANGE: 15,000 meters

COST: \$1,342,000.00

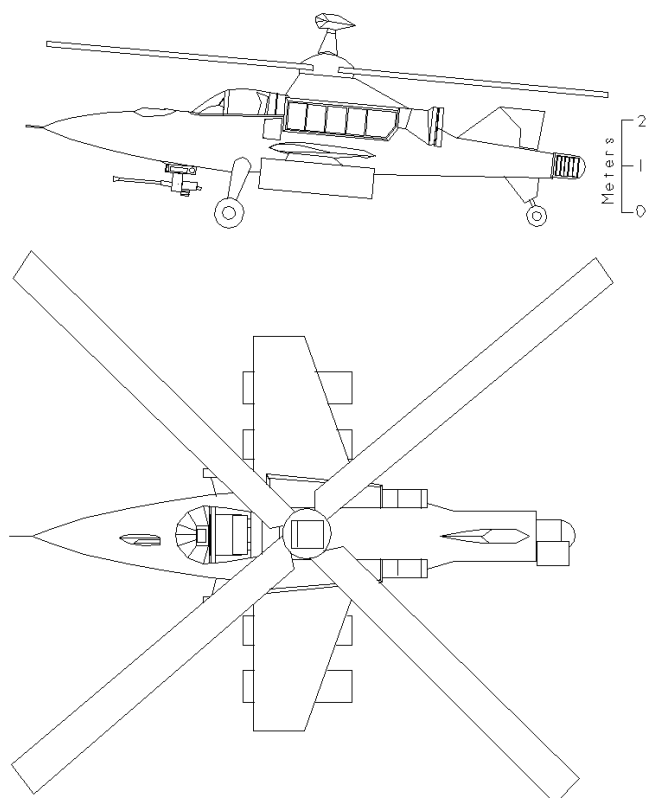
ARMAMENT

1 - 25mm Auto Cannon

Range Finder: +3

ROF=5 CI Ef Lg Ex

	300	800	1200	2000
Aim Rg	300	800	1200	2000
DPV	12	6	6	3 (frag +5 burst radius)
Rounds per Burst=5				
Area Rg	300	800	1200	2000
AFV	2	1	0.5	0.5
DPV	12	6	6	3 (frag +5 burst radius)
Rounds per Burst=10				
Ammunition: 25X161mm Fixed Cartridge APHE				
125 Rounds Carried				



AXW-54

TYPE: Attack X-wing Helicopter

CREW: Pilot

WEIGHT: 9,1350 kg

ARMOR: All Faces: 0.7

MAXIMUM SPEED: 750 kph

CRUISING SPEED: 600 kph

Has Hover Capabilities

POWER PLANT: 2 -2000 KW MHD Turbines

FUEL CAPACITY: 200 kg H₂

FUEL CONSUMPTION: 22 kg/hour

ENDURANCE: 9 hours

RANGE: 4000 kilometers

SIGNATURE: 1 **EVASION:** 10

SENSOR RANGE: 12,000 meters

COST: \$1,956,000.00

ARMAMENT

1 - 25mm Auto Cannon

Range Finder: +3

ROF=5 Cl Ef Lg Ex

Aim Rg	300	800	1200	2000
DPV	12	6	6	3 (frag +5 burst radius)

Rounds per Burst=5

Area Rg	300	800	1200	2000
AFV	2	1	0.5	0.5
DPV	12	6	6	3 (frag +5 burst radius)

Rounds per Burst=10

Ammunition: 25X161mm Fixed Cartridge APHE

125 Rounds Carried

40 - M-318 Anti-Vehicle Missile

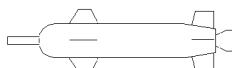
Range: 8000 meters

Guidance: Automatic

Homing Value: 21

Attack Angle: Selectable

DP: As Tamped Explosion (EP=70)



TRT-703

TYPE: Tilt Rotor Transport VTOL Aircraft

CREW: Pilot, Co-Pilot, Flight Engineer, + Load
Master

WEIGHT: 17,340 kg

CARGO: 1 - M-316 Family Truck or
2 - M-9741 Family Trucks or
2 - M-3102 Family Utility Trucks or
1 - Military Front Loader or
1 - Military Road Grader or
40 - Troops or
10,000 kg Cargo

ARMOR: All Faces: 0.2

MAXIMUM SPEED: 600 kph

CRUISING SPEED: 450 kph

Has hover capabilities

POWER PLANT: 2 -1500 KW MHD Turbines

FUEL CAPACITY: 500 kg H₂

FUEL CONSUMPTION: 31.25 kg/hour

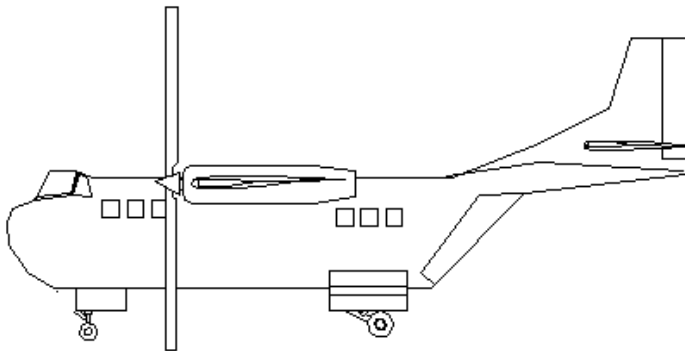
ENDURANCE: 16 hours

RANGE: 7000 kilometers

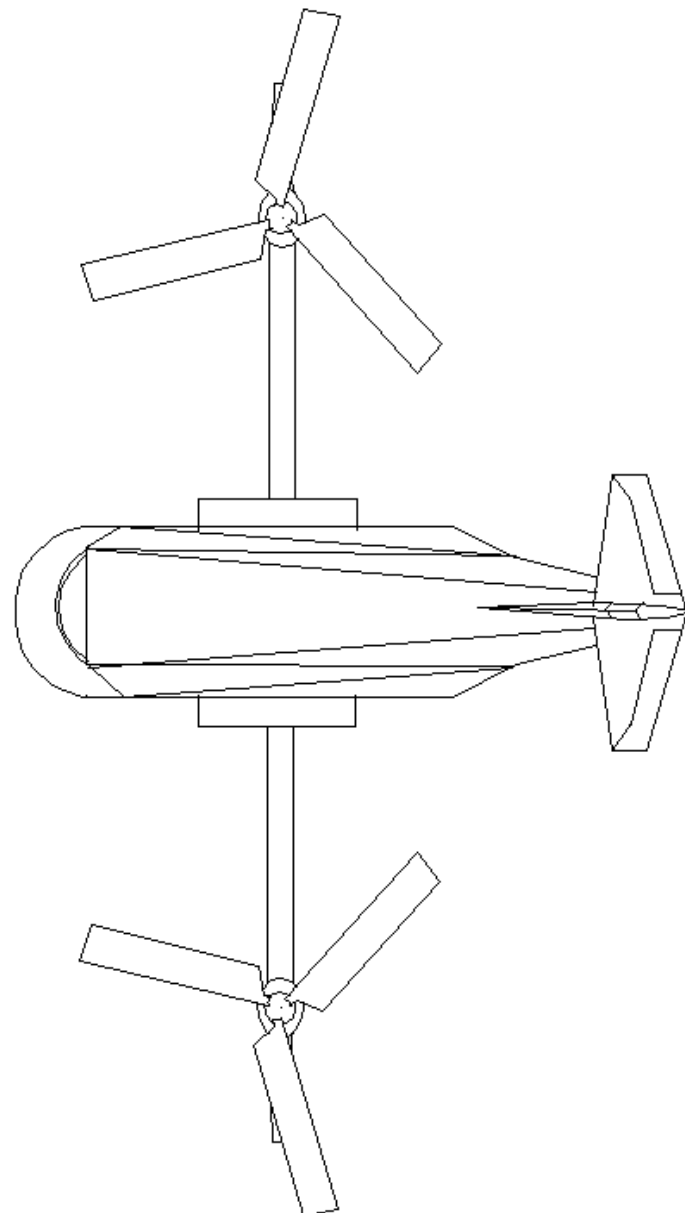
SIGNATURE: 3 **EVASION:** 3

SENSOR RANGE: 10,000 meters

COST: \$34,000,000.00



Weight
17,340 kg



M-690 Cargo Zeppelin

TYPE: Cargo Zeppelin

CREW: Captain, Pilot, Navigator, 2 Flight Engineers, Radioman,
Computer operator + Load Master

WEIGHT: 10,120 kg

CARGO: 60,000 kg

ARMOR: All Faces: 0.1

MAXIMUM SPEED: 300 kph

CRUISING SPEED: 250 kph

POWER PLANT: 2 -1 MW MHD Turbines

FUEL CAPACITY: 1000 kg H₂

FUEL CONSUMPTION: 25 kg/hour

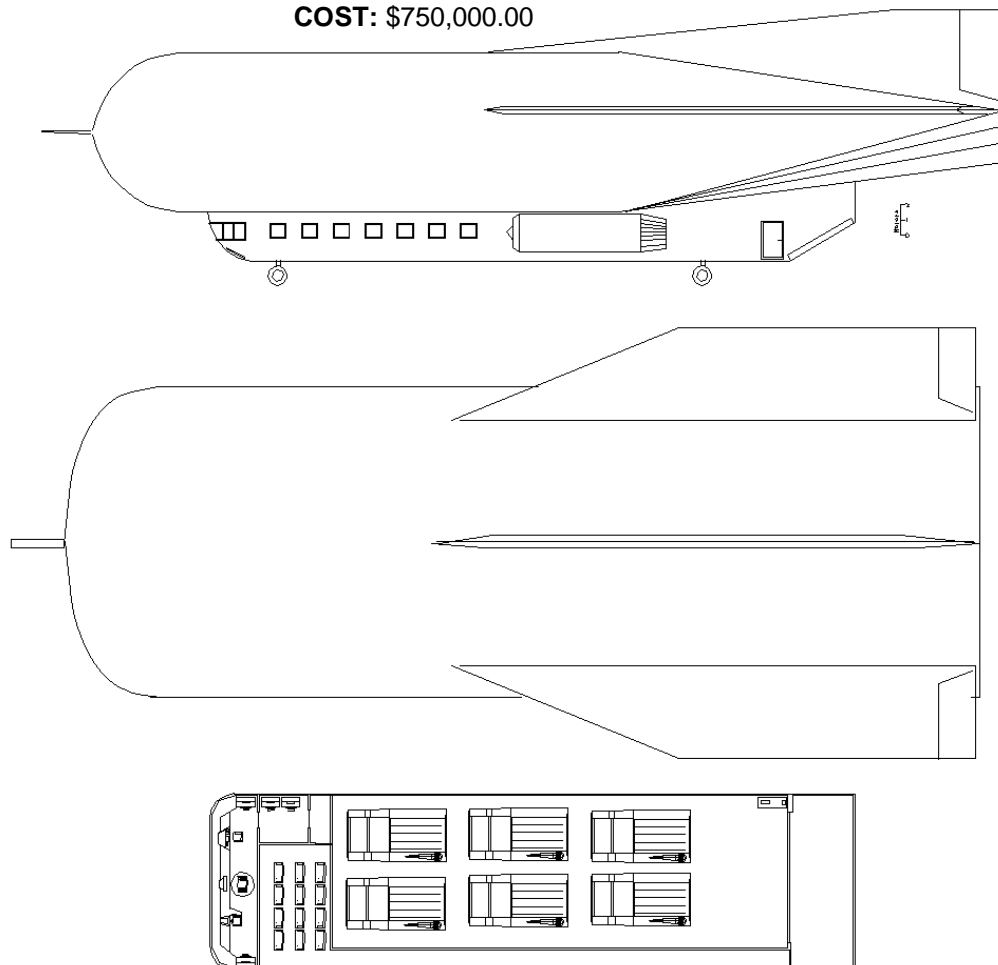
ENDURANCE: 40 hours

RANGE: 8000 kilometers

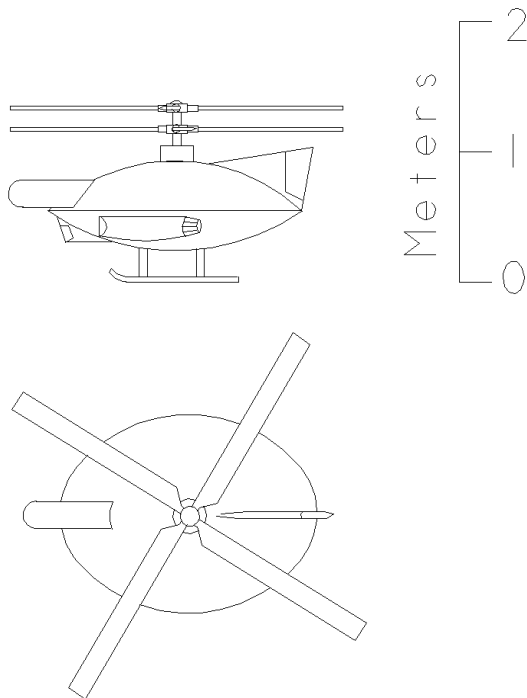
SIGNATURE: 6 **EVASION:** 1

SENSOR RANGE: 10,000 meters

COST: \$750,000.00



M-9965 Reconnaissance Drone



TYPE: Reconnaissance Drone

CREW: N/A

WEIGHT: 250 kg

ARMOR: All Faces: 0.1

CARGO: N/A

MAXIMUM SPEED: 250 kph

CRUISING SPEED: 150 kph

POWER PLANT: 2 - 250 KW MHD Turbines

FUEL CAPACITY: 25 kg H₂

FUEL CONSUMPTION: 2.5 kg/hour

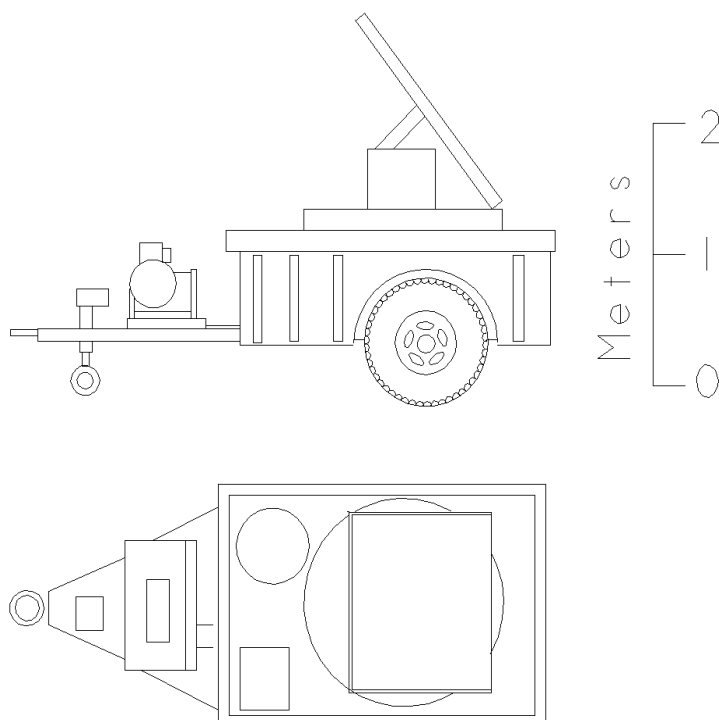
ENDURANCE: 10 hours

SIGNATURE: 0.5 **EVASION:** 10

SENSOR RANGE:

COST: \$68,360.00

M-18 Counter Battery Radar



TYPE: Artillery Counter Battery Radar

CREW: Operator

WEIGHT: 1,650 kg

ARMOR: All Faces: 0.1

CARGO: N/A

MAXIMUM SPEED: Reduces Towing Vehicles
Speed by 25%

CRUISING SPEED: Reduces Towing Vehicles
Speed by 25%

POWER PLANT: 10 KW Generator

FUEL CAPACITY: 10 kg H₂

FUEL CONSUMPTION: 0.2 kg/hour

ENDURANCE: 50 hours

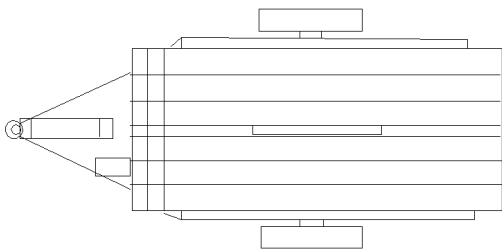
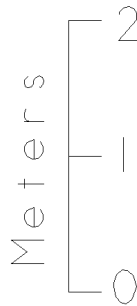
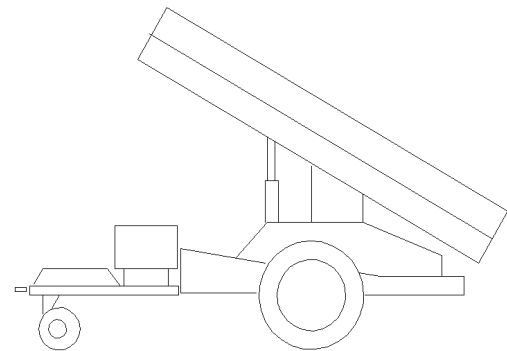
SIGNATURE: +2 **EVASION:** -4

SENSOR RANGE:

OFF ROAD MOBILITY: Halves Towing Vehicle

COST: \$186,000.00

M-2150 Light Rocket Launcher



TYPE: Light Rocket Artillery

CREW: Gunner

WEIGHT: 1,500 kg

ARMOR: Suspension: 0.2 All Others: 0.4

CARGO: None

MAXIMUM SPEED: Reduces speed by 30 kph

CRUISING SPEED: Reduces speed by 30 kph

SIGNATURE: +2 **EVASION:** -4

SENSOR RANGE:

OFF ROAD MOBILITY: Reduces cross country mobility by half

COST: \$23,350.00

ARMAMENT

12 - 120mm Artillery Rockets

Range: 35,000 meters

ROF = 3

Guidance: Automatic (after Gunner Lock-on) or
Laser Homing or
Free Flight

DP: WASP (DP= 6) (250 m burst Radius)

Obscuration (DP=3) (no fragmentation)


20 m high X 100 m long

10 seconds to deploy

360 seconds of obscuration

Normal Load Carried: 9 - WASP

3 - Obscuration



Chameleon Buildings Inc. Field Administration Building

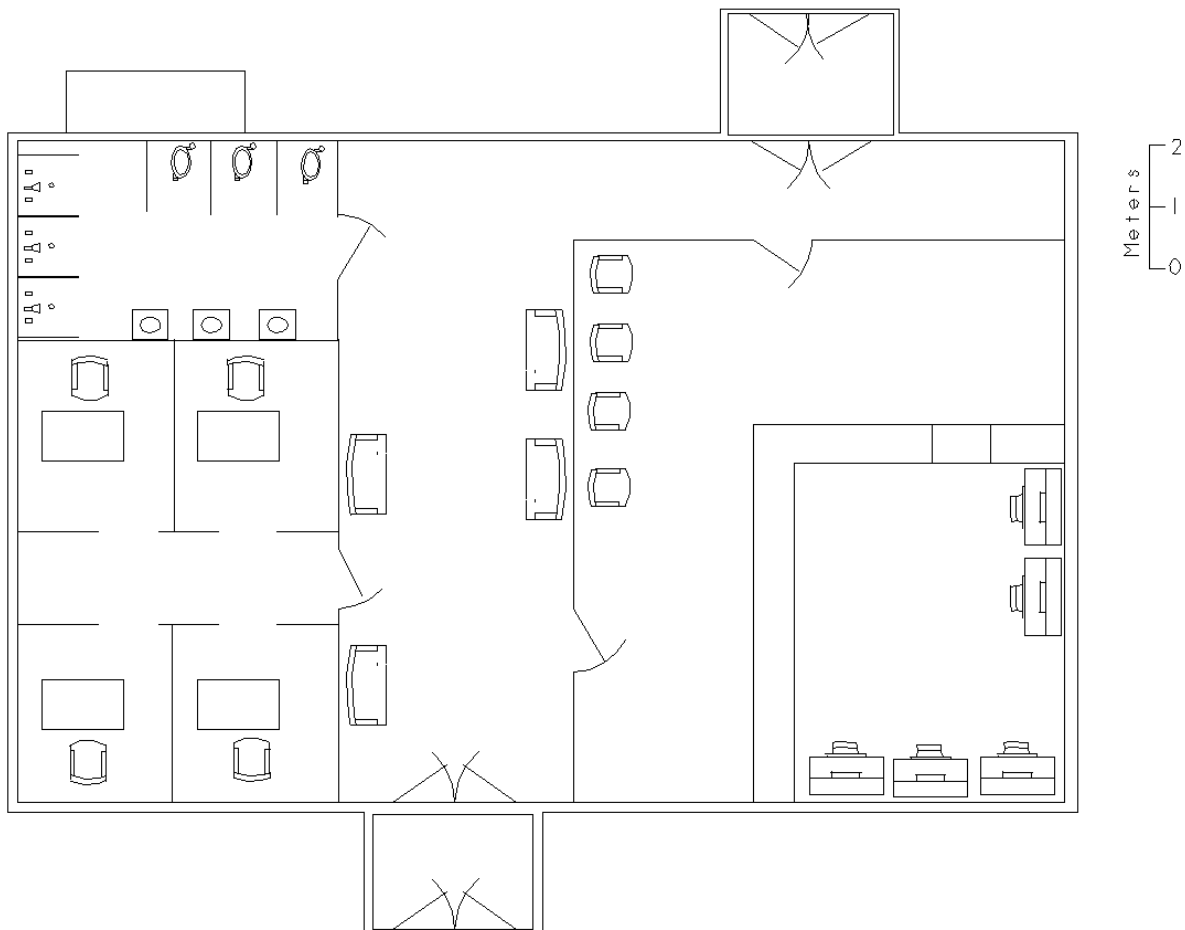
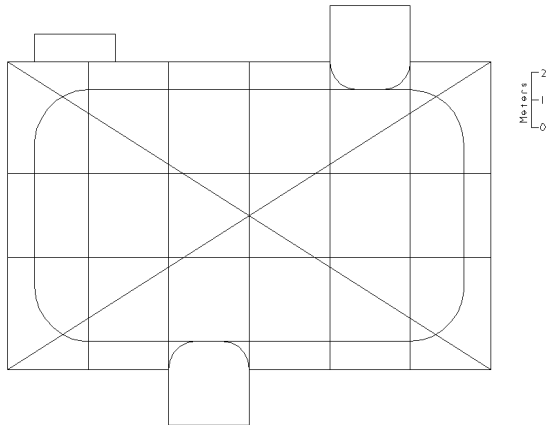
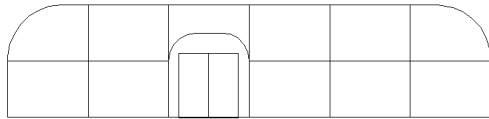
Power Source: 25 KW Fuel Cell powered Generator

Sanitation Facilities: 3 - Showers, 3 -Toilets & 3 -

Washbasins/ Hooks up to a portable sanitation system.

Work Space: 4 private offices and 5 computer stations in a common work area.

Notes: Has Chameleon camouflage system. Building carried by two M-1745 trailers. Can be erected and in use within 2 hours with Engineering support. 8 hours by personnel assigned to building.



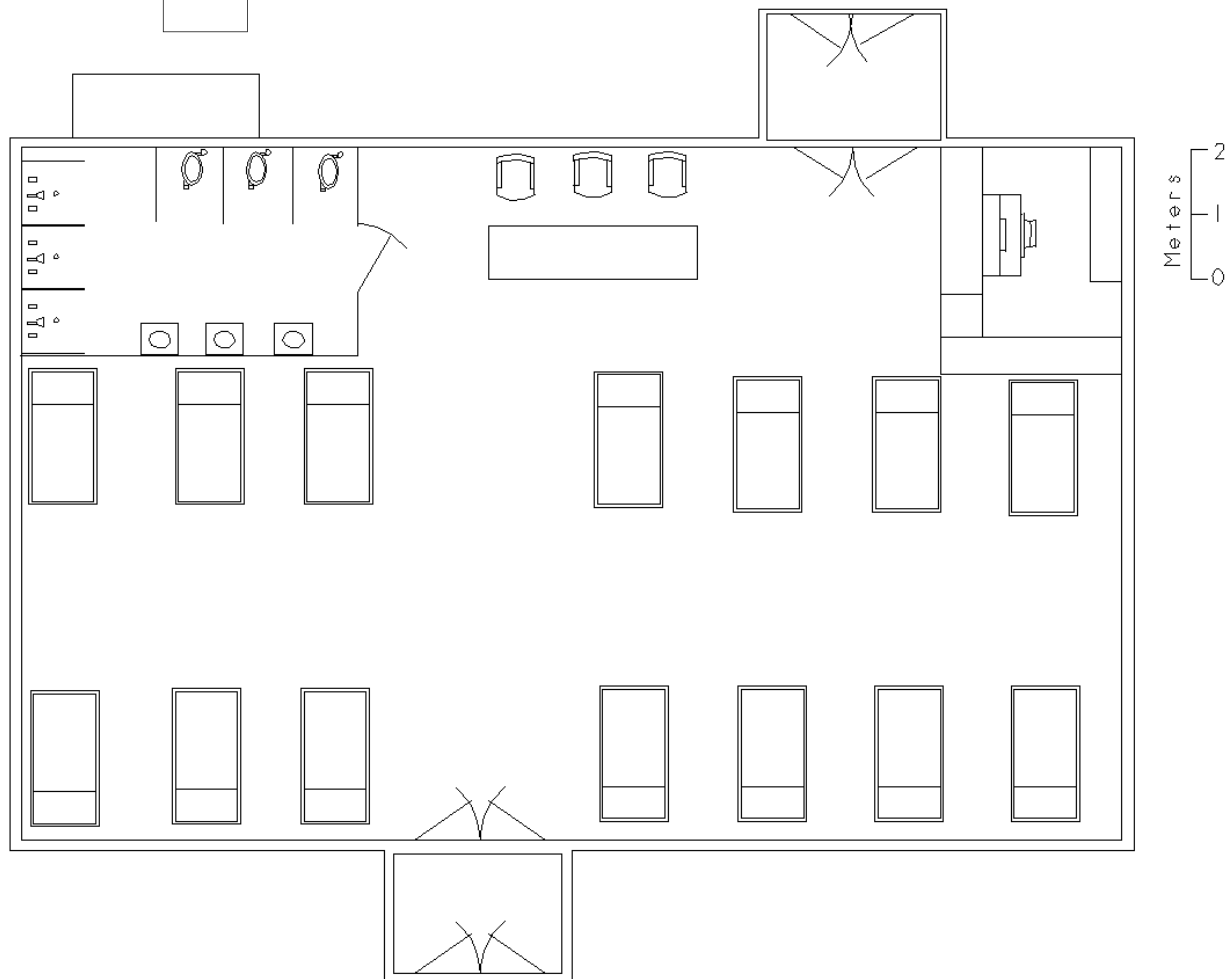
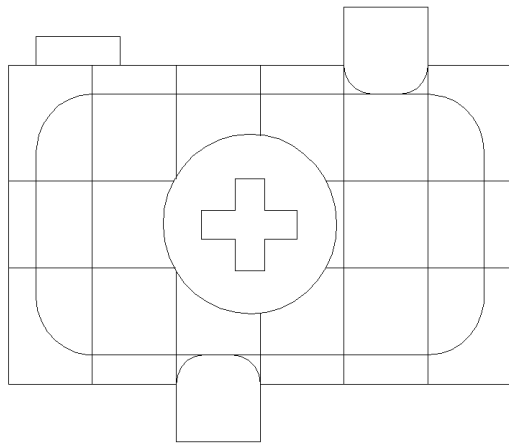
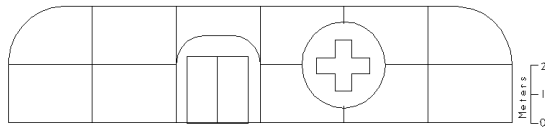
Chameleon Buildings Inc. 14 Bed Hospital Ward

Power Source: 25 KW Fuel Cell powered Generator

Sanitation Facilities: 3 - Showers, 3 -Toilets & 3 - Washbasins/ Hooks up to a portable sanitation system.

Work Space: 14 beds for recuperating patients and a nurses workstation with computer.

Notes: Has Chameleon camouflage system. Building carried by two M-1745 trailers. Can be erected and in use within 2 hours with Engineering support. 8 hours by personnel assigned to building.



Chameleon Buildings Inc. 6 Automated, 2 Operating Table Emergency Hospital

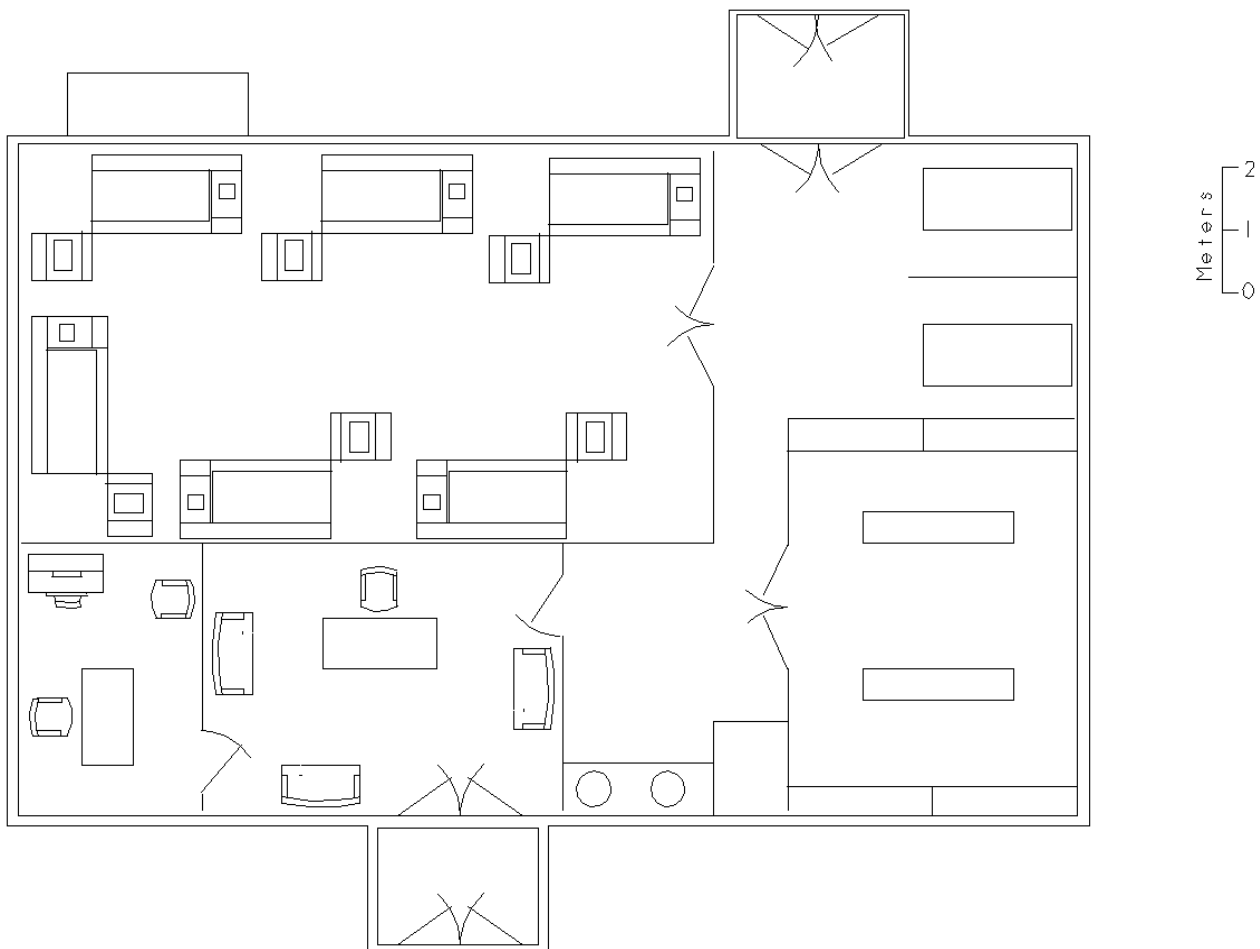
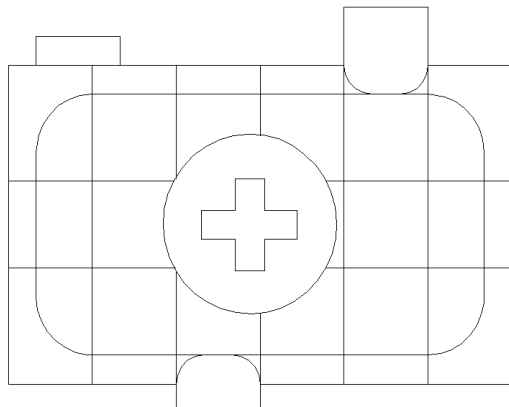
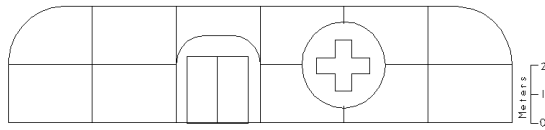
Power Source: 25 KW Fuel Cell powered Generator

Sanitation Facilities: No personal sanitation

hookups. Provides water for operating room.

Work Space: 6 automeds, 2 patient beds, and two operating tables for emergency medical care.

Notes: Has Chameleon camouflage system. Building carried by two M-1745 trailers. Can be erected and in use within 2 hours with Engineering support. 8 hours by personnel assigned to building.



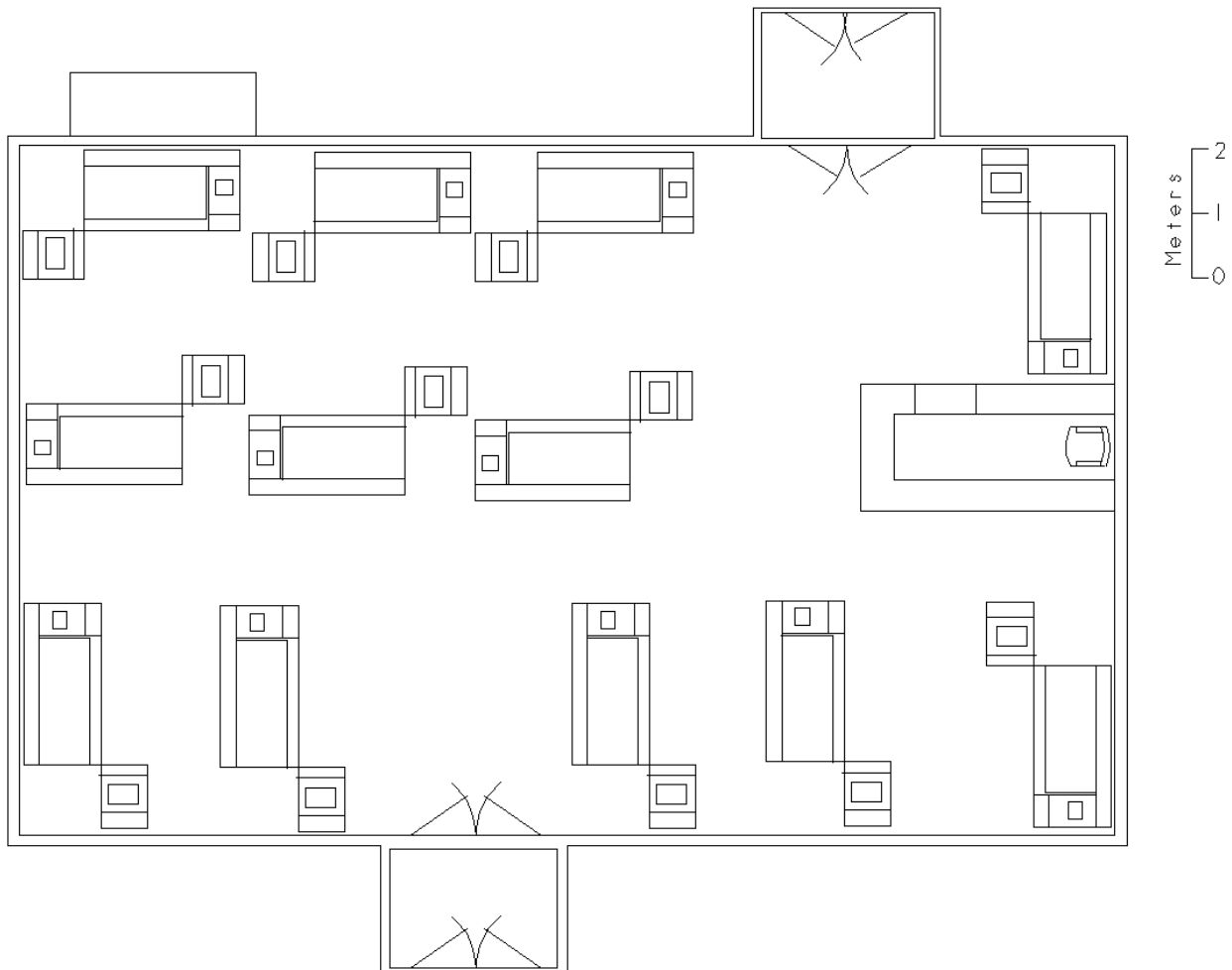
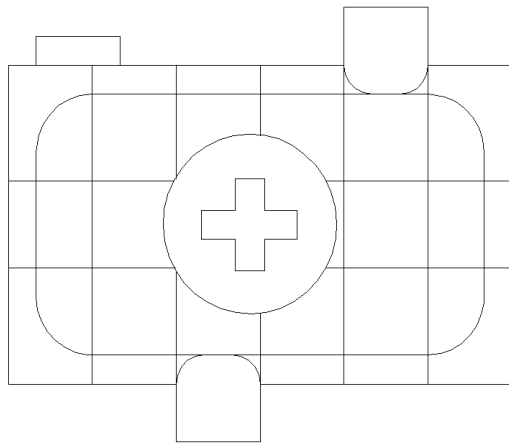
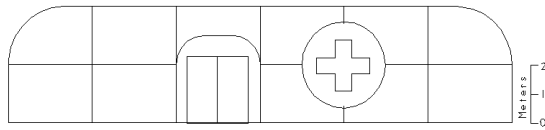
Chameleon Buildings Inc. 12 Automated Hospital Ward

Power Source: 25 KW Fuel Cell powered Generator

Sanitation Facilities: None

Work Space: 12 automeds, one nurses station.

Notes: Has Chameleon camouflage system. Building carried by two M-1745 trailers. Can be erected and in use within 2 hours with Engineering support. 8 hours by personnel assigned to building.




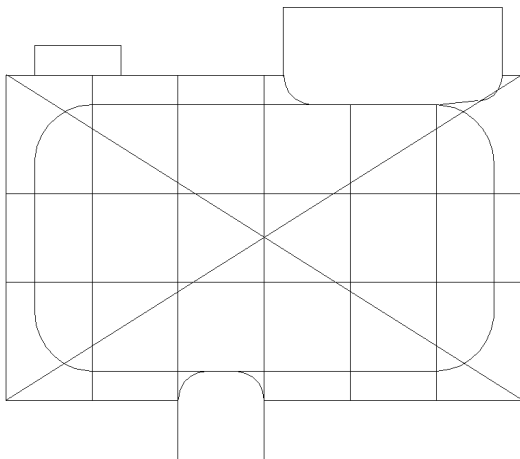
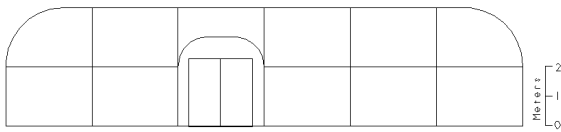
Chameleon Buildings Inc. Field Maintenance Facility

Power Source: 25 KW Fuel Cell powered Generator

Sanitation Facilities: No personal sanitation hookups.

Work Space: 6 mechanic workstations with one supervisor and one parts room workstation.
One indoor maintenance bay.

Notes: Has Chameleon camouflage system. Building carried by two M-1745 trailers. Can be erected and in use within 2 hours with Engineering support. 8 hours by personnel assigned to building.



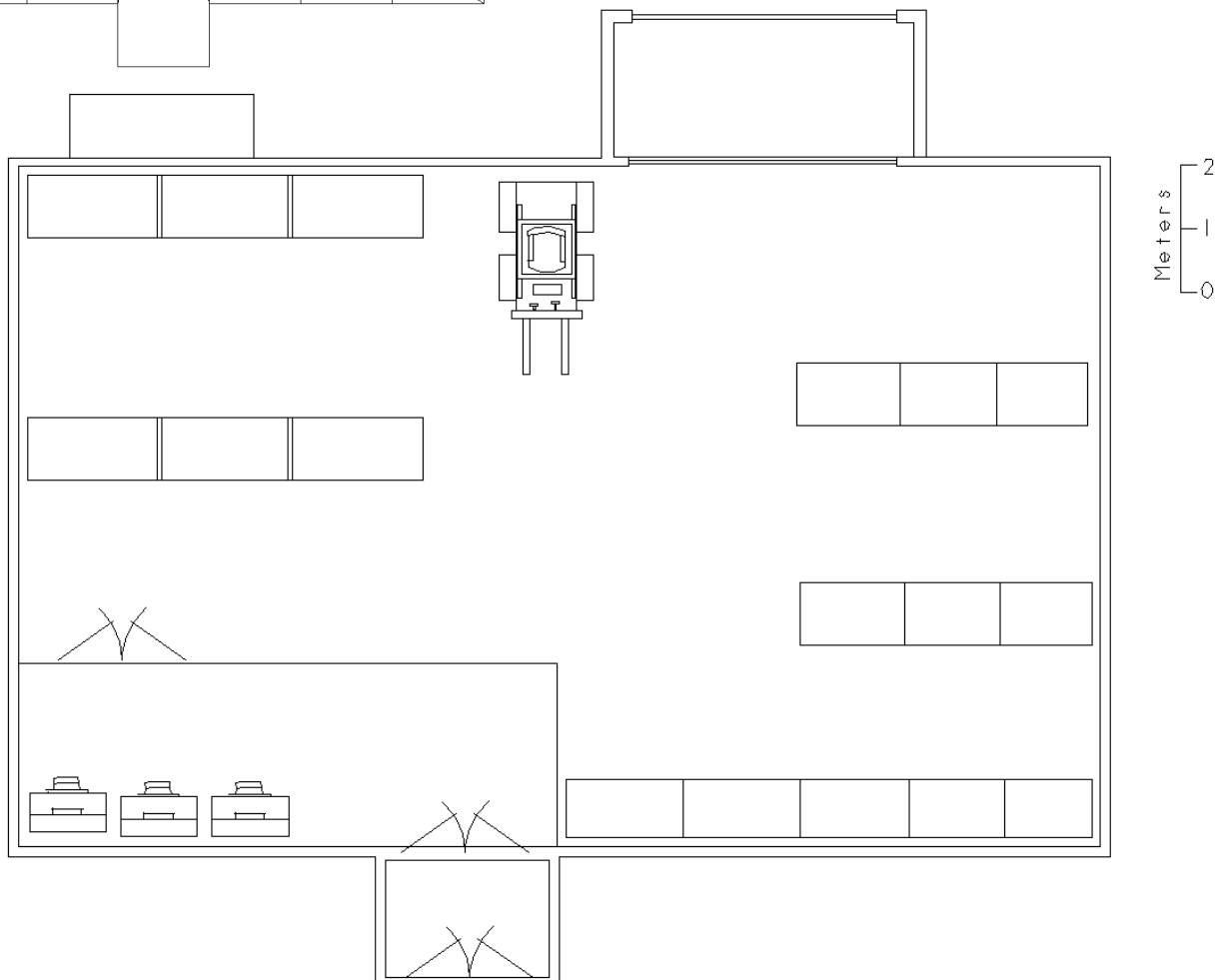
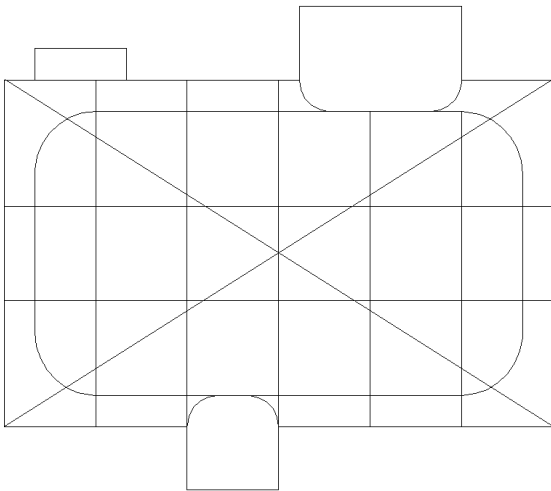
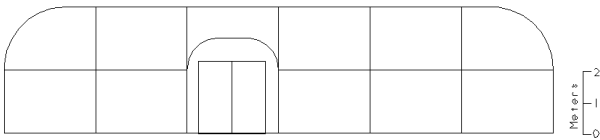
Chameleon Buildings Inc. Field Supply Facility

Power Source: 25 KW Fuel Cell powered Generator

Sanitation Facilities: No personal sanitation hookups.

Work Space: 3 computer workstations. One storage bay for parts or other supplies.

Notes: Has Chameleon camouflage system. Building carried by two M-1745 trailers. Can be erected and in use within 2 hours with Engineering support. 8 hours by personnel assigned to building.



Index

12 Automated Hospital Ward	72
14 Bed Hospital Ward	70
6 Automated, 2 Operating Table Emergency Hospital	71
AXW-54	64
BH21B2a Combat Walker	12
DCM-14 Drop Capsule	13
Field Administration Building	69
Field Maintenance Facility	73
Field Supply Facility	74
M-10 Heavy Tank	2
M-101 Road Constructor	40
M-11 Medium Tank	3
M-110 Mortar Carrier	5
M-112 Hover Personnel Carrier	56
M-12 Hover Tank	55
M-120 Mortar Carrier	57
M-125 Command Post	6
M-1471 Trailer (Heavy Cargo Carrier)	25
M-1472 Trailer (Refrigerated Cargo Carrier)	26
M-1473 Trailer (Heavy Equipment Carrier)	27
M-1474 Trailer (Large Mobil Command Post)	28
M-1475 Trailer (Chameleon Portable Building Hauler)	29
M-1476 Trailer (Combat Walker Transport Trailer)	30
M-18 Counter Battery Radar	67
M-212 Hover Rocket Artillery	58
M-2150 Light Rocket Launcher	68
M-25 Armored Personnel Carrier	4
M-251 Launcher Rocket Artillery	7
M-252 Armored Combat Cargo & Fuel Carrier	8
M-253 Combat Engineer Vehicle	9
M-254 Recovery Vehicle	10
M-258 Armored Vehicle Launched Bridge	10
M-25MC Missile Carrier	41
M-26 Hover Jeep	42
M-2676 Utility Truck	15
M-26A1 Hover Jeep	43
M-27 Mortar Carrier	44
M-28 Light Hover Personnel Carrier	45
M-30 Hover Cargo Carrier	46
M-31 Mortar Carrier	47
M-3102 Utility Truck	15
M-3103 Light Command Post	16
M-3104 Light Cargo Truck	16
M-3105 Light Earth Mover	17
M-3106 Light Rocket Launcher	18
M-3107 Mortar Carrier	19
M-316 Heavy Cargo Truck	31
M-317 Heavy Fuel Truck	32
M-318 Truck Launched Bridge	33
M-32 Light Hover Rocket Artillery	48
M-34 Light Hover Artillery Rocket Carrier	49
M-36 Hover Ambulance	50
M-38 Hover Command Post	51
M-39 Hover Work Shop	52

Index

M-40 Hover Wrecker	53
M-41 Light Hover Tank	54
M-424 Hover Command Post	59
M-425 Hover Ambulance	60
M-5 Hovercycle	1
M-520 Scout Car	34
M-530 Wheeled Armored Personnel Carrier	35
M-535 Wheeled Light Tank	36
M-690 Cargo Zeppelin	66
M-78 Construction Robot	37
M-79 Combat Engineer Robot	37
M-88 Heavy Hover Transporter	62
M-887 Hover Wrecker	61
M-912 Hover Cargo Carrier	61
M-9741 Cargo Truck	20
M-9741WD Drilling Truck	20
M-9742 Troop Carrier	21
M-9743 Fuel Truck	22
M-9744 Dump Truck	23
M-9745 Tractor	23
M-9746 Wrecker	24
M-9750 Crane	24
M-9965 Reconnaissance Drone	67
Military Bulldozer	38
Military Front Loader	39
Military Road Grader	38
Military Excavation Shovel	39
Mk-63 Infantry Combat Suit	11
Small Arms & Light Weight Missiles	14
TRS-93	63
TRT-703	65