

Gopi Thyagarajan
Designer - User Interface, Web and Graphic

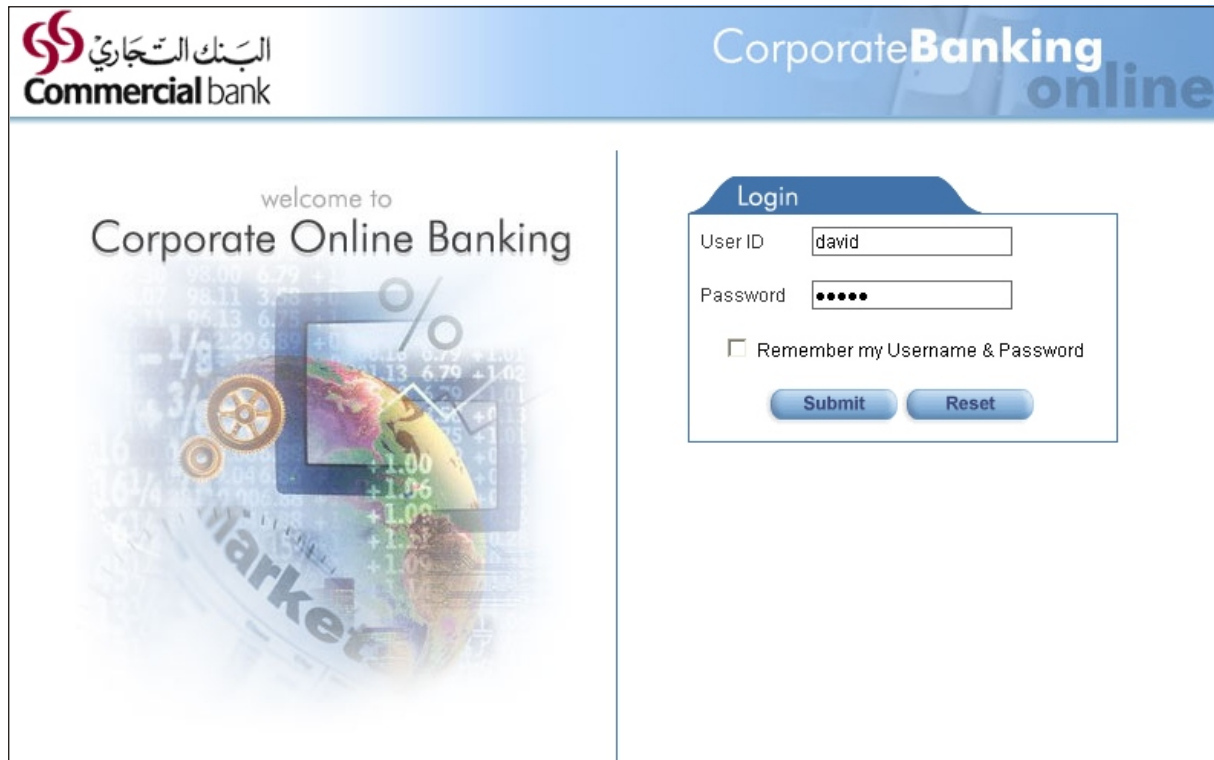


Web Applications

User : Commercial Bank of Qatar

Effort : Mockups were created as initial phase to the client for approval, before starting on the development

Duration : 7 days (5 templates)



The mockup shows the login interface for 'Corporate Banking online' at the Commercial Bank. The header includes the bank's logo and name in Arabic and English. The main area is split into two sections. The left section features a 'welcome to Corporate Online Banking' message over a background image of a globe with financial data. The right section contains a 'Login' form with fields for 'User ID' (containing 'david') and 'Password' (masked with dots). Below the password field is a checkbox for 'Remember my Username & Password' and two buttons: 'Submit' and 'Reset'.



The mockup displays the dashboard for a user named David, logged in on 23/9/2004 at 6:02 P.M. The interface includes a top navigation bar with links like Home, Change Password, Help, and Logout. Below this is a secondary navigation bar with tabs for Master Data, User Management, Enquiry Management, Workflow Management, My List, and Audit Management. The left sidebar contains a 'Work Group' list with five groups and a 'Task List' section. The main content area, titled 'Corporate Back Office', shows a 'Tasklist' table with the following data:

No.	Tasks	Created By	Date	Status	Action	Priority
1	MI03214 - Created User	John Doe	07/03/2004	Pending - SU Approval		!
2	MI02149 - Profile Change	Ted Wilkins	06/03/04	Rejected		!
3	MV3259 - Created User	Ted Wilkins	03/05/2004	Rejected		
4	MV5599 - Profile Change	John Doe	02/04/2004	Pending - SU Approval		

User : Commercial Bank of Qatar
Effort : Different Prototypes were made with combinations

Corporate Online Banking


البنك التجاري
Commercial bank

User Details

UserIDDavid

Password.....

☒ submit☒ reset




Corporate Online Banking

It is essential that you do not take into consideration or respond to any information on this site or send any information or materials to us before you read this Important Legal Notice and our Data Protection and Privacy Policy.

Copyright ©2004 Commercial Bank of Qatar Q.S.C & ICICI Infotech Ltd.

البنك التجاري
Commercial bank



Corporate Online Banking

User IDDavid

Password.....

Remember User ID & Password☐


ResetSubmit

It is essential that you do not take into consideration or respond to any information on this site or send any information or materials to us before you read this Important Legal Notice and our Data Protection and Privacy Policy.

Copyright ©2004
Commercial Bank of Qatar Q.S.C & ICICI Infotech Ltd.

البنك التجاري
Commercial bank

Corporate Online Banking



البنك التجاري
Commercial bank

Corporate Online Banking

User IDDavid

Password.....

SubmitReset

Gopi Thyagarajan

Designer (User Interface, Web & Graphic)

Contact : 27666411

Web Applications

User : Royal Oman Police

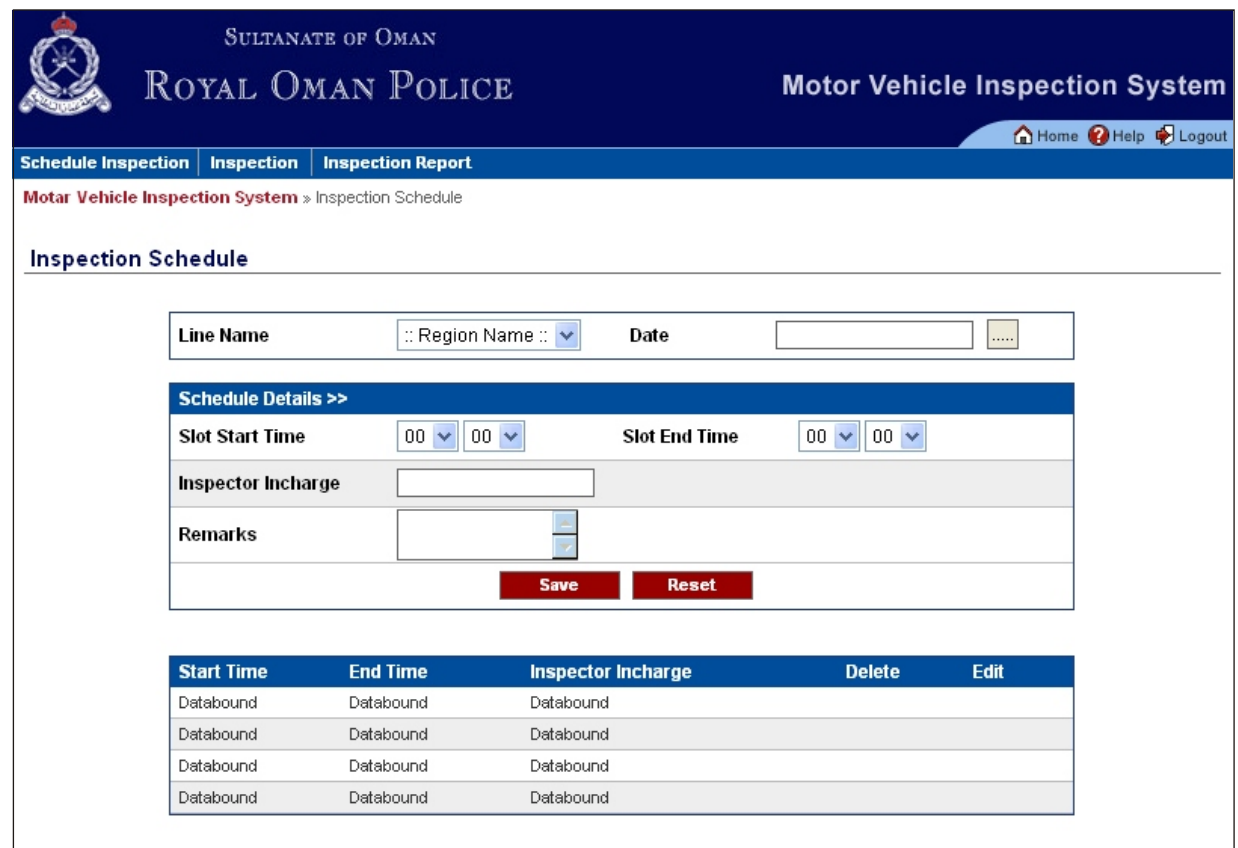
Effort : Mockups were created as initial phase to the client for approval, before starting on the development

Duration : 7 days (5 templates)



The screenshot shows the login interface of the 'Motor Vehicle Inspection System' for the 'ROYAL OMAN POLICE'. The header includes the Sultanate of Oman emblem and the system name. On the left, there is an image of a silver SUV and the text 'Motor Vehicle Inspection System' and 'Royal Oman Police'. On the right, a 'Login' box contains fields for 'User ID' (filled with 'user'), 'Password' (masked with dots), and 'User Type' (a dropdown menu set to 'Vehicle Owner'). There is a checkbox for 'Remember my Username & Password' and two buttons: 'Login' and 'Reset'.

Copyright 2004 Royal Oman Police - All rights reserved




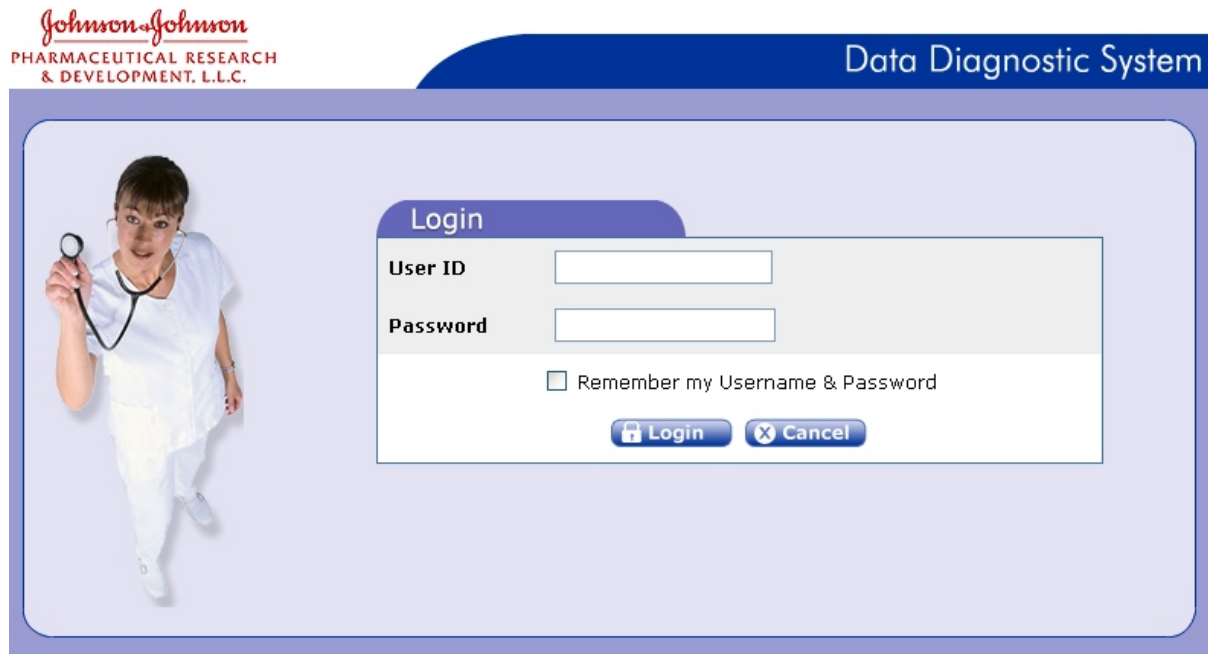
The screenshot shows the 'Inspection Schedule' page within the 'Motor Vehicle Inspection System'. The header includes the Sultanate of Oman emblem, the system name, and navigation links: Home, Help, and Logout. Below the header, there are tabs for 'Schedule Inspection', 'Inspection', and 'Inspection Report'. The main content area is titled 'Inspection Schedule' and contains a form for scheduling inspections. The form includes fields for 'Line Name', 'Region Name' (a dropdown menu), 'Date', 'Slot Start Time', 'Slot End Time', 'Inspector Incharge', and 'Remarks'. There are 'Save' and 'Reset' buttons at the bottom of the form. Below the form, there is a table with the following columns: 'Start Time', 'End Time', 'Inspector Incharge', 'Delete', and 'Edit'. The table contains four rows of data, all with 'Databound' values.

Start Time	End Time	Inspector Incharge	Delete	Edit
Databound	Databound	Databound		
Databound	Databound	Databound		
Databound	Databound	Databound		
Databound	Databound	Databound		

User : Johnson & Johnson (USA)

Effort : Prototypes were given using the corporate colors of Johnson and Johnson and added some graphical element to it to make it attractive

Duration : 7 days (10 pages)



User : Standard Chartered Bank (TRITON Product)

Effort : Actual Data flow was shown in html with navigation as per the

Duration : 7 days (10 pages)

The screenshot shows the 'Data Entry Queue' page in the Standard Chartered application. At the top, there's a navigation bar with 'User Home Page', 'Lead Manager', 'Duplicate Manager', 'Application Manager', 'Document Manager', and a 'LOGOUT' button. The user 'Abdy Salimin' is logged in on 15/03/2004 at 16:25:32. Below the navigation bar, there are tabs for 'New Apps' and 'Data Entry Queue'. The 'Data Entry Queue' section shows a summary: Total 5, New 3, In-progress 2. It also displays performance metrics for Today (78% Fail), Last 30 Days (85% Pass), and Standard (80% 2 Days). A dropdown menu allows sorting by 'staff's processing queue'. Below this is a table with 6 columns: Customer Name, Application Date, Application ID, Since, Cycle Time, and Service. The table lists 9 customers, with some marked as 'Fail' and others as 'Pass'.

Customer Name	Application Date	Application ID	Since	Cycle Time	Service
Customer 1	DD/MM/YYYY	XX-XXXXXX-XXXXXX	MM:DD:YYYY / HH:SS:SS	35:45:12	Pass
Customer 2	DD/MM/YYYY	XX-XXXXXX-XXXXXX	MM:DD:YYYY / HH:SS:SS	35:45:12	Fail
Customer 3	DD/MM/YYYY	XX-XXXXXX-XXXXXX	MM:DD:YYYY / HH:SS:SS	35:45:12	Fail
Customer 4	DD/MM/YYYY	XX-XXXXXX-XXXXXX	MM:DD:YYYY / HH:SS:SS	35:45:12	Pass
Customer 5	DD/MM/YYYY	XX-XXXXXX-XXXXXX	MM:DD:YYYY / HH:SS:SS	35:45:12	Pass
Customer 6	DD/MM/YYYY	XX-XXXXXX-XXXXXX	MM:DD:YYYY / HH:SS:SS	35:45:12	Fail
Customer 7	DD/MM/YYYY	XX-XXXXXX-XXXXXX	MM:DD:YYYY / HH:SS:SS	35:45:12	Fail
Customer 8	DD/MM/YYYY	XX-XXXXXX-XXXXXX	MM:DD:YYYY / HH:SS:SS	35:45:12	Fail
Customer 9	DD/MM/YYYY	XX-XXXXXX-XXXXXX	MM:DD:YYYY / HH:SS:SS	35:45:12	Pass

The screenshot shows the 'Application Form' page in the Standard Chartered application. It features a navigation bar similar to the previous screenshot. The main content area is divided into three sections: 'One', 'Two', and 'Three'. Section 'One' is a form for 'Thank You for your gift' with fields for 'First Name', 'Last Name', 'Address', 'City', 'State', 'Zip Code', and 'Work Phone'. Section 'Two' is a form for 'Thank You for your gift' with fields for 'First Name', 'Last Name', 'Address', 'City', 'State', 'Zip Code', and 'Work Phone'. Section 'Three' is a form for 'Thank You for your gift' with fields for 'First Name', 'Last Name', 'Address', 'City', 'State', 'Zip Code', and 'Work Phone'. On the right side, there is an 'Action' section with 'Save' and 'Cancel' buttons, and a table with columns 'Id', 'Customer name', and 'Type of Customer'. The table lists 5 customers: 11315 Abhay Karde (Primary Applicant), 11318 Gopi Thyagarajan (Primary Applicant), 11326 Parin Bhatt (Primary Applicant), 11489 Suresh Mudliar (Primary Applicant), and 11499 Abdy Salimin (Primary Applicant).

Id	Customer name	Type of Customer
11315	Abhay Karde	Primary Applicant
11318	Gopi Thyagarajan	Primary Applicant
11326	Parin Bhatt	Primary Applicant
11489	Suresh Mudliar	Primary Applicant
11499	Abdy Salimin	Primary Applicant

User : Integrated Dairy Management System
(For ICICI Infotech Ltd.)

Effort : It was an D2K application. The main aim was to make icons look consistently on all the resolution. Colors, Graphics, Icons were made accordingly. Similarly inside pages were made and presented to the developers to make UI application look more attractive.

Duration : 1 month



User : Prudential - Malaysia

Effort : Web Application for Regional Activity Management to keep track of the task. I made the prototypes using their corporate colors and giving styles relating to images and colors

Duration : 15 days

The screenshot shows the login interface of the 'Regional Activity Management System'. At the top, there is a red header with the Prudential logo on the left and the system name on the right. Below the header, the main content area features a 'User Details' form on the left with fields for 'UserID' (containing 'user') and 'Password' (masked with dots). There are 'submit' and 'reset' buttons below the password field. To the right of the form is a graphic showing a hand typing on a keyboard and a calendar, with the text 'Regional Activity Management System' next to it. Below the form, a small disclaimer states: 'It is essential that you do not take into consideration or respond to any information on this site or send any information or materials to us before you read this Important Legal Notice and our Data Protection and Privacy Policy.' At the bottom, a blue footer contains the copyright notice 'Copyright ©2004 Prudential & ICICI Infotech Ltd.' and links for 'Disclaimer and Copyright' and 'Privacy Policy'.

The screenshot displays the 'Calendar' module within the 'Regional Activity Management System'. The top header is red with the Prudential logo and the system name. A secondary header shows 'Welcome User (24/9/2004 11:13 A.M.)' and user icons. A navigation bar below the header lists various modules: Calendar, Planning, Client Details, Alerts, Tools, Help, Others, Data Synchronization, Administration Module, and Manager Module. The 'Calendar' module is active, showing a sidebar with a list of tasks like 'Create Client / Prospect', 'Update Client / Prospect', 'Appointment', 'Call List', 'Task', 'Events', 'Call Scripts (Phone Scripts)', 'Document Preparation', 'Reminders', 'Call visit report entry', 'Case history', 'Client Holding', and 'Calendar Options'. The main content area is titled 'Calendar' and contains an 'Appointments' form. This form includes fields for 'Subject', 'Client or call list to be contacted' (with 'Search for Client' and 'Call List' buttons), 'Category' (set to 'Appointment'), 'Type of Activity' (set to 'Opening Interview'), 'Date From', 'Time From', 'Date To', 'Time To', and 'Reminder' (set to '0 Minutes'). There are also 'Details' and 'Notes' sections with scrollable text areas. At the bottom of the form are buttons for 'Script', 'Supporting Document', 'Re-Schedule', and 'Call Report'. 'Create' and 'Reset' buttons are located at the bottom right of the form area. The footer is blue with 'Disclaimer and Copyright' and 'Privacy Policy' links.

Gopi Thyagarajan

Designer (User Interface, Web & Graphic)

Contact : 27666411

Web Applications

User : Prudential - Malaysia

Effort : Web Application for Regional Activity Management to keep track of the task. I made the prototypes using their corporate colors and giving styles relating to images and colors

Duration : 15 days

The screenshot shows the login interface of the 'Regional Activity Management System'. At the top, there is a red header with the Prudential logo on the left and the system name on the right. Below the header, the main content area features a 'User Details' form on the left with fields for 'UserID' (containing 'user') and 'Password' (masked with dots). There are 'submit' and 'reset' buttons below the password field. To the right of the form is a graphic showing a hand typing on a keyboard and a calendar, with the text 'Regional Activity Management System' next to it. Below the form, a small disclaimer states: 'It is essential that you do not take into consideration or respond to any information on this site or send any information or materials to us before you read this Important Legal Notice and our Data Protection and Privacy Policy.' At the bottom, a blue footer contains the copyright notice 'Copyright ©2004 Prudential & ICICI Infotech Ltd.' and links for 'Disclaimer and Copyright' and 'Privacy Policy'.

The screenshot displays the 'Calendar' module within the 'Regional Activity Management System'. The top header is red with the Prudential logo and the system name. A navigation bar below the header includes links: 'Calendar', 'Planning', 'Client Details', 'Alerts', 'Tools', 'Help', 'Others', 'Data Synchronization', 'Administration Module', and 'Manager Module'. The 'Calendar' link is highlighted. On the left, a sidebar menu lists various functions like 'Create Client / Prospect', 'Appointment', 'Call List', etc. The main area is titled 'Calendar' and contains an 'Appointments' form. This form has fields for 'Subject', 'Client or call list to be contacted', 'Category' (set to 'Appointment'), 'Type of Activity' (set to 'Opening Interview'), 'Date From', 'Date To', 'Time From', 'Time To', and 'Reminder' (set to '0 Minutes'). There are also 'Search for Client' and 'Call List' buttons. Below the form fields are two text areas labeled 'Details' and 'Notes'. At the bottom of the form are buttons for 'Script', 'Supporting Document', 'Re-Schedule', and 'Call Report'. On the far right of the form are 'Create' and 'Reset' buttons. The footer is blue with 'Disclaimer and Copyright' and 'Privacy Policy' links.

Gopi Thyagarajan

Designer (User Interface, Web & Graphic)

Contact : 27666411

Web Applications

User : BHEL India

Effort : Web Application for Risk Management System with minimum usage of images and complexity.

Duration : 1 month

**FOREX Risk Management System**03-Jun-2004




User ID

Password

[Forgot Password](#)

Developed by ICICI Infotech Limited.

**FOREX Risk Management System**

Welcome Amit Y. Joshi. Friday, 24th September 2004 [Home](#) [Change Password](#) [Logout](#)

Masters Transactions Reports

[Home](#) > Master

Menu Master

Menu ID : Masters

Menu Name :

Path :

	Menu Item ID	Menu Item Name	Type	Page Name	Active	Operations				
						Add	Delete	Approve	Amendment	View
<input type="radio"/>	<input type="text"/>	ketan	Masters <input type="button" value="v"/>	<input type="text"/>	Yes <input type="button" value="v"/>	<input type="checkbox"/>	<input type="checkbox"/>	<input type="checkbox"/>	<input type="checkbox"/>	<input type="checkbox"/>
<input type="button" value="Add Row"/> <input type="button" value="Delete Row"/> <input type="button" value="Save"/>										
	Menu Item ID	Menu Item Name	Type	Page Name	Active	Add	Delete	Approve	Amendment	View
<input type="radio"/>	PWEYRUTO	Item Name 1	Type 1	PN1	Yes	Yes	No	Yes	No	Yes
<input type="radio"/>	PWEYRUTO	Some UNIT Name	Type 2	PN2	No	Yes	Yes	Yes	Yes	Yes
<input type="radio"/>	PWEYRUTO	Some UNIT Name	Type 1	PN3	Yes	No	No	Yes	No	Yes
<input type="radio"/>	PWEYRUTO	Some UNIT Name	Type 1	PN4	Yes	No	Yes	No	Yes	No
<input type="radio"/>	PWEYRUTO	Some UNIT Name	Type 1	PN6	No	No	Yes	Yes	Yes	No

[« Prev](#) [1](#) [2](#) [3](#) [Next »](#)

Disclaimer | Developed by ICICI Infotech Limited.

Gopi Thyagarajan

Designer (User Interface, Web & Graphic)

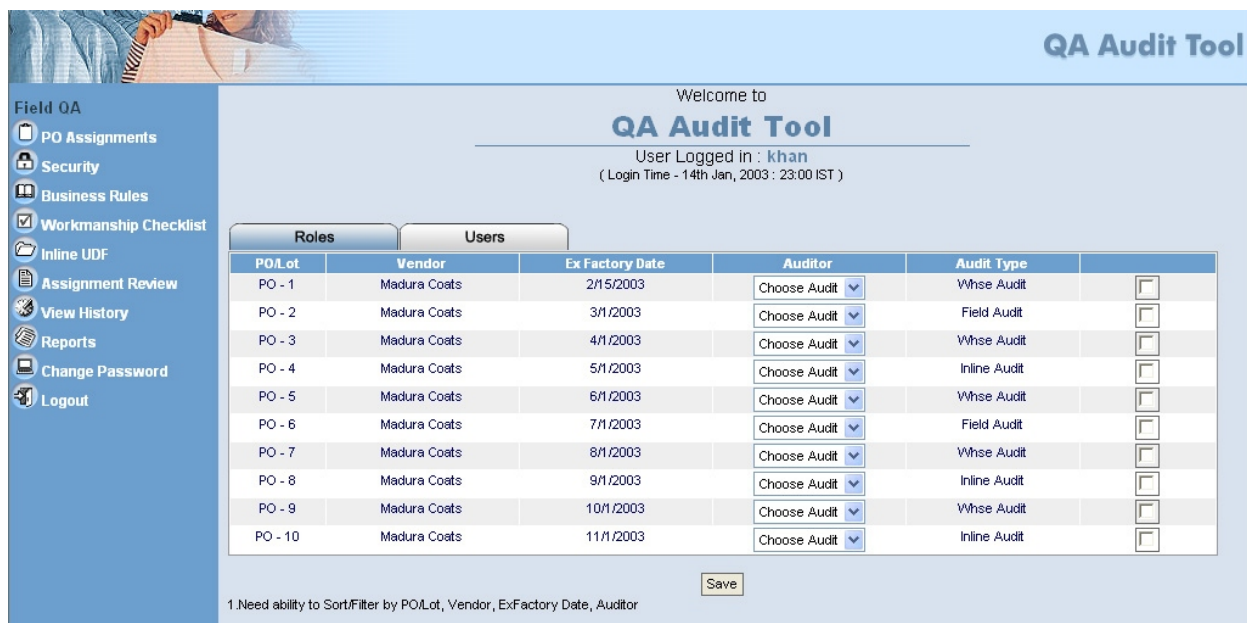
Contact : 27666411

Web Applications

User : QA Audit Tool for Fashion Industry

Effort : Designed for Dot Net Application for Fashion Industry keeping in mind esthetic value of the application

Duration : 3 months (30 pages)



User : VEDA

Effort : Semantic Search Application in ASP

Duration : 7 days

User ID:

Password:

[Forgot Password ?](#) | [Help](#) | [Demo](#)

Veda is a knowledge based system which:

- ▶ Creates and manages knowledge portals
- ▶ Builds domain specific ontology based on semantic nets
- ▶ Stores meta information in its knowledge base, and references to data sources
- ▶ Auto classifies information based on machine learning algorithms
- ▶ Imports and exports data in RDF format meant for use by other applications
- ▶ Integrates applications by sharing information through web services interface

©2004 semantik solutions GmbH Version 2.4 www.semanticsolutions.com | [disclaimer](#) | [Contact us](#)

Logged in as **Carol - Portal Manager**

[Portal](#) [Semantik Search](#) [Help](#) [Logout](#)

Update Profile

- ▶ Update Profile
- ▶ View Profile


Portals

Select	Name	URL	Information
<input type="radio"/>	Indian States	http://www.indianstates.com	All about Indian States, Parliamentary & Democracy
<input type="radio"/>	Elections	http://www.elections2004.com	Elections held in India after 5 years in May 2004
<input type="radio"/>	Hollywood Cinema	http://www.hollywoodstars.com	Hollywood stars and downloads
<input type="radio"/>	Engineering Graphics	http://www.graphicsengg.com	Engineering graphics and multimedia
<input type="radio"/>	Shopping Malls	http://www.shoppingmall.com	Shopping areas

10 Results per page

©2004 semantik solutions GmbH Version 2.4 www.semanticsolutions.com | [disclaimer](#) | [Contact us](#)

User : ICICI Bank Applications




Corporate Client & Communication Management Application

User Details

UserID


Password



Credit Decisioning System

Logged in Vivek Garg [13th Aug, 02 10:38 AM]

[View Application Data](#) | [CPAI Data Entry](#) | [View Image](#)



Customer ID No.:

Account No.:

TO BE F

FIELDS WITH * (STAR) ARE COMPULSORY

Standard ☐ Classic ☐

Quarterly Average Balance : ☐ 10,000 ☐ 25,000

Application Form

Branch :

Custo

* Name/Account Title:

Date of Birth / Incorporation : DD MM YYYY

PAN / GIR No. of applicant:

Mailing Address

* Address :

CPAI Data Entry


- Credit Check
- Policy Check
- FI Flagging
- Decision

Credit Check

NACS Reference No.	<input type="text"/>	Application Sr. No.	<input type="text"/>
Customer Name	<input type="text"/>	Logo Code	<input type="text"/>
Promo Code	<input type="text"/>	Pricing Code	<input type="text"/>
Surrogate Code	<input type="text"/>	DMA id	<input type="text"/>
Score (Number & Description)	<input type="text"/>	DE Dupe	Yes <input type="button" value="v"/>
CPCS	Yes <input type="button" value="v"/>	Net Annual Income	<input type="text"/>
Credit Limit	Minimum <input type="button" value="v"/>	System Generated Credit Limit	<input type="text"/>
Actual Credit Limit	<input type="text"/>	User ID	<input type="text"/>

Policy Check

Negative Area	No <input type="button" value="v"/>	Negative Company	No <input type="button" value="v"/>
Non-Target Profile	No <input type="button" value="v"/>	NASSCOM	No <input type="button" value="v"/>
Tier 1,2 & 3	No <input type="button" value="v"/>	Apna Loan List	No <input type="button" value="v"/>
Defence	No <input type="button" value="v"/>	SWC Database	No <input type="button" value="v"/>



welcome to Depositories for ICICI Bank

Login

SDO Code	<input type="text" value="001"/>
SDO Password	<input type="password" value="..."/>
User Code	<input type="text" value="singh"/>
Password	<input type="password" value="....."/>

Gopi Thyagarajan

Designer (User Interface, Web & Graphic)

Contact : 27666411

Web Applications