

GWRRA

Chapter A2

Lexington Style Wings **LEXINGTON, N C**



CHAPTER HANDBOOK

*Gold Wing Road Riders Association
Appalachian Region N
North Carolina District*

2009 Edition

Table of Contents

Welcome to Your New Family of Friends!.....	2
Introduction	3
Chapter Staff:.....	4
What is the Chapter all about?.....	5
What Is the Structure of GWRRA?	5
How do I join a Chapter?	7
What Are The Different Classes Of Membership in GWRRA?.....	7
Do I have to Do Anything While I am a Participant?	8
How Do You Use Chapter Money?	8
What is the Gold Book?	8
How do I get a Chapter Newsletter?	9
What is the Phone Tree?	9
What are they talking about?	9
50/50 Tickets.....	9
Door Prizes.....	9
What Are All Those Pins About?	9
Do I Have To Buy A Vest?	10
What Is A District Rally?.....	10
What Is Wing Ding?.....	10
What is a Poker Run?	10
GWRRA Rider Education Division	11
Rider Education Level # 1 - Safety by Commitment.....	11
Rider Education Program Level II: Safety By Education	12
Level III: Safety By Preparedness	13
Level IV: Safety By Enhanced Commitment and Preparedness	14
The Mileage Programs.....	16
The High Mileage Program.....	16
What is the Purpose of the Plaques?.....	17
Region "N" Wanderer Plaque Guidelines	17
North Carolina GWRRA 2005 Tar Heel Traveler Plaque.....	17
Evening Rides.....	18
Friday Night Dinner Rides.....	18
Weekend Rides.....	18
Get Togethers.....	18
Ride Requirements	19
How Do I Ride In a Group?	19
Preparation	19
General Guidelines	19
Large Group Rides	21
Chapter Couple of the Year	22
Guidelines for Chapter Couple of the Year.....	22
Chapter Couple Of The Year Requirements	22

Welcome to Your New Family of Friends!

We, as members of Chapter NC A-2, are looking forward to becoming your friends and family in the Gold Wing world of GWRRA. The purpose of this handbook is to help you become acquainted with the workings of GWRRA and local chapter life as a member of GWRRA.

We hope that you will enjoy our chapter and benefit from the FUN, SAFETY, and KNOWLEDGE that GWRRA has to offer you in the chapter Environment.

PLEASE make yourself at home.

We hope this handbook is helpful to you. If you have any questions about how GWRRA, the North Carolina District, or Chapter A-2, please contact your Chapter Directors, Assistant Chapter Director, or any of the Chapter A-2 staff or members.

.....*Chapter A-2 Members and Staff*

Introduction

Although this Chapter Handbook is provided to help new or potentially new members become acquainted with the Gold Wing Road Riders Association (GWRRA) and chapter-level purposes, operations, and activities, even the seasoned GWRRA member should find something of interest in this handbook.

Getting involved in GWRRA at the Chapter Level will bring you to the heart of GWRRA. Belonging to a chapter is the greatest benefit of GWRRA, because at the Chapter level you will experience the motto of GWRRA,

“FRIENDS FOR FUN, SAFETY & KNOWLEDGE.”

You can be involved in chapter life as much or as little as you like when it comes to staff positions or officer positions. You will get out of GWRRA what you put into it. The more you get involved and participate, the more you will learn and benefit from your new family. If you have any questions, please feel free to ask the Chapter Directors, Assistant Chapter Director, or Rider Education Officer. They will be glad to help you any way they can.

Chapter Staff:

Chapter Director: Randy Dezarn

Assistant Chapter Director: Peggy Grotberg

Chapter Educator: Gerry Grotberg

Chapter Treasurers: Deidre Sprinkle

Ride Coordinator: *Open Position*

Sun Shine Lady: Debbie Everhart

Chapter Telephone Tree Contacts: A. C. Pennington

Newsletter Editors: Bernie Motley


Special Events Coordinator: Ruby Pennington

Technical Advisor: Tim Pennington

**Motorcycle Awareness Division
Coordinator:** *Open Position*

Chapter Couple: Bill & Deidre Sprinkle

Web Master: Randy Dezarn



What is the Chapter all about?

The Chapter is the main benefit of GWRRA, and its sole purpose is to fulfill the motto of GWRRA, “FRIENDS FOR FUN, SAFETY & KNOWLEDGE “.

The chapter provides a meeting place where GWRRA members can learn the vision of GWRRA. At the monthly meeting you will meet new friends and be able to participate in the GWRRA Rider Education Program to further develop your skills as a motorcycle Rider or Co-Rider and learn how to safely operate your bike and what to do in an emergency situation.

What Is the Structure of GWRRA?

The GWRRA national office places each state into one of 13 REGIONS. There are 8 United States regions, 3 Canadian regions, and two international regions.



REGION “N” consists of Kentucky, North Carolina, Tennessee, Virginia, and West Virginia.

Each region consists of DISTRICTS, which are its member states. Each district has a DISTRICT DIRECTOR that is approved by the national GWRRA office.

The North Carolina DISTRICT consists of 43 chapters designated by letters of the alphabet. Our chapter is designated as CHAPTER A-2.



The GWRRA Chain of Command is as follows:

- National Operations Director
 - Regional Director
 - District Director
 - Chapter Director
 - Assistant Chapter Director
 - Rider Education Officer
- Each Director then appoints his or her own staff assistants, coordinators, and other supporting staff.

Only members who own a Gold Wing or Valkyrie motorcycle are eligible to be an officer in GWRRA.

Owners of other models and makes can hold staff positions and help the officers in other aspects of chapter operations.

There are **three officer positions** in a chapter:

- 1-** Chapter Director (s)
- 2-** Assistant Chapter Director (s)
- 3-** Rider Education Officer (s)

In the event the Chapter Director or Assistant Chapter Director cannot attend a monthly meeting, the Rider Education Officer can lead the monthly chapter meeting or event.

The Chapter Director has the operational responsibility for the chapter and obtains input from his or her Staff and chapter participants in reaching decisions. It is important for chapter participants to give their feedback and ideas about the chapter to the chapter officers and staff for consideration. Chapter Directors have the final decision in the operation and direction of the chapter, but members' ideas and requests are very important. Your Chapter Director Needs your support in keeping chapter operations running smoothly and enjoyable for all.

How do I join a Chapter?

You don't join a chapter--you join GWRRA and then pick a Home Chapter of your own choice that you want to participate in and associate with on a regular basis. So... the question should be, "How do I become a Chapter Participant?"

You do nothing more than attend a chapter meeting, ride, or event. The first time you attend a chapter meeting you will be announced as a Visitor. And if you think you will enjoy that group of people, you can go back the second time and ask to be recognized as a new chapter participant of that chapter.

When trying to decide which chapter is best for you, shop around and visit various chapters in your area. Decide which chapter will be the most enjoyable for you and make it your Home Chapter.

To keep your status in a chapter ACTIVE so you will receive monthly newsletters and be placed on the chapter Telephone Tree (so you can be notified of rides and events), you must attend a monthly chapter meeting or gathering. **If you miss 3 chapter meetings or gatherings in a row, you will become INACTIVE and lose these chapter benefits until** you begin attending monthly chapter meetings again.

If your work schedule prevents you from attending monthly meetings and you are able make weekend rides or events, tell the Chapter Directors about your work situation. Arrangements can be made to allow you to keep your chapter participant status on the Active Member list.

What Are The Different Classes Of Membership in GWRRA?

- **Individual Membership:** For individual members only. This membership is for the person who owns a Gold Wing or Valkyrie motorcycle and pays the annual membership fees.
- **Family Membership:** For families with two or more people in the household, who own a Gold Wing or Valkyrie motorcycle and pay the annual membership fees.
- **Associate Individual Membership:** For those individuals who wish to take advantage of GWRRA and its benefits, do not own a Gold Wing or Valkyrie and pay the annual membership fees.
- **Associate Family Membership:** For families with two or more people in the household who wish to take advantage of GWRRA and its benefits, do not own a Gold Wing or Valkyrie and pay the annual membership fees.
- **Gold Membership:** For those individuals who have been a Member of GWRRA for 20 years and pay a nominal annual membership fee.

Do I have to Do Anything While I am a Participant?

We hope you will learn about safety and have as much fun as you possibly can. That is why the association and Chapters exist:

“FRIENDS FOR FUN, SAFETY, & KNOWLEDGE “

You can participate in as many or as few activities and meetings as you wish! There are no applications or fees needed to participate in a GWRRA Chapter. With over 900 chapters, when you travel you're never far from "home."

How Do You Use Chapter Money?

The national organization of GWRRA does not provide funding to its Chapters. All monies obtained by the Chapter must be generated through Chapter events. The Chapter uses these funds to cover operating expenses such as the cost of the newsletter, staff and officer training meetings (which may include gas, meal, and motel expenses), telephone calls for the Chapter and Phone Tree operation, supplies, and other expenses that are necessary to run the chapter.

The Chapter Directors send annual financial statements to the District Director for approval of the expenditures in the operation of the chapter. All monies are handled by a Chapter Treasurers and are available for review by participants at any time.

What is the Gold Book?

When you become a Member of GWRRA, you will receive the Gold Book, the exclusive GWRRA Member Service Directory. It is one of the most valuable directories you will ever own! The Gold Book lists all participating GWRRA members' names nationwide, their telephone numbers, and what assistance they can provide while you are on the road traveling or if you should break down close to their areas such as Information, Tools, Lodging, Trip Assistance (such as help with breakdowns), Camping Spaces, and of course--Fellowship.

You never know when you may need help from a GWRRA Member in another state or at home. If you find yourself needing help on a lonely highway far from home, you'll find help as close as your Gold Book.

Keep your Gold Book on your bike at all times.

You can also find help with Rescue Emergency Roadside Assistance Program, the GWRRA roadside service, which is also a part of your Membership. Look on the GWRRA website (www.gwrra.org) for more information.

To receive your Gold Book, complete the Gold Book Directory information section on your GWRRA Application or call the national GWRRA office to request to be listed in the annual publication of the Gold Book.

How do I get a Chapter Newsletter?

All Active Chapter participants who wish to receive Gold Notes, the Chapter A-2 newsletter, will be placed on the distribution list and will be sent a monthly newsletter either by E-mail (our preferred method) or through U.S. Mail. The newsletter is also available on-line at www.geocities.com/gwrranca2/

What is the Phone Tree?

The telephone numbers of all Active Chapter participants are placed on the Chapter's Telephone Tree List. The Telephone Tree is activated by the Chapter Directors or the Assistant Chapter Director. When Telephone Tree Captains receive information, they and pass it along by telephone to Chapter participants about rides and other Chapter events. The Telephone Tree is also used to alert Chapter participants about special unplanned activities and information such as a Chapter participant's hospitalization or a death in the family.

What are they talking about?

50/50 Tickets

As a part of helping the Chapter pay its operating expenses, we sell 50/50 Tickets at the monthly chapter meeting and at Chapter events. Tickets usually are sold for \$1.00 each or \$5.00 for 8 tickets, or \$10 for 20 tickets. During the meeting a ticket will be drawn, and if you have the matching ticket you will receive 1/2 of the total ticket sale proceeds (thus the term, 50/50, comes into play). Funds raised in this manner go to support Chapter activities.

Door Prizes

When you attend a chapter meeting, bring a Door Prize --any small item that can be given away at the drawing usually held at the end of the meeting for all who attend. Items for Door Prizes can be soda pop, candy, scented candles, small items of clothing (such as hats, bandannas, or gloves), or bike cleaning supplies. Door Prize tickets are free, and you will receive one Door Prize ticket for attending plus an extra ticket for each Door Prize you bring to the meeting.

What Are All Those Pins About?

Those are Ride or Event pins and are souvenirs that remind us of the fun times and fellowship that each pin represents. Here's a hint—A lot of pins on a vest or hat mean that the person wearing them is an "Old Hand" at GWRRA and one who probably has a lot of experience. He or she may be a good source of information about GWRRA and motorcycling in general.

Do I Have To Buy A Vest?

No, you do not!!! Vests are optional for participants. Many wear vests to display the GWRRA LOGO and their pins and awards. Chapter officers are required to wear a 10" GWRRA patch on their vest backs and officers' patch on the front. All Chapter patches and other GWRRA patches and pins (also known as "Goodies") can be purchased from at our regular monthly meetings.

What Is A District Rally?

Individual States (called Districts) may have a 2- or 3-day event each year for the express purpose of providing a fun social event for participants and provide funding for the District. Bike shows, vendors, Rider Education seminars or videos, 50/50 tickets, motorcycle light shows, and much more are available at these rallies. Most districts hold annual rallies.

Wings Over the Smokies is North Carolina's District rally. It is a 3-day event held every September in Fletcher, NC. Members of each Chapter in North Carolina participate in working at this District(State) level rally. Chapter A-2 has previously been assigned the job of distributing Pre-Registration Packets as participants enter the rally site.

Chapter A-2 receives nearly all of the funds necessary for Chapter operations through its work at Wings Over the Smokies, so participation in this event is important. Each year A-2 Chapter members are asked to work a few hours at the task assigned by the District staff. This is an event we all look forward to and hope that you will also participate in the rally with us.

What Is Wing Ding?

Wing Ding is the annual GWRRA rally held for all GWRRA members across the nation. The location of the rally changes yearly and recent rallies have been held in Grapevine, Texas and Indianapolis, Indiana. The 2008 rally was in Greenville, SC. This rally has all the events you would find at a district rally, but on a much larger scale.

What is a Poker Run?

A Poker Run is an event that is usually held as a fund raising activity. It can be in conjunction with a rally, or it may be a stand-alone event. Registration is required, and participants may ride to a series of locations where they are given a playing card at each of the locations. At the end of the event, the participant with the highest Poker hand will receive the prize. A Poker Run is a good way to see the local area when attending a rally.

GWRRA Rider Education Division

GWRRA's Rider Education Division (RED) has continued to grow at a phenomenal rate, showing the commitment of Association members to be the safest, best-prepared highway users in the nation.

The following is an overview of the four levels of the Rider Education Division, condensed from the *Rider Education Handbook* now in use in each level. Contact the A-2 Chapter Rider Education Officer, for complete information.

Sign up forms for the various levels of Rider Education are published periodically in *WING WORLD* Magazine and are available from the Chapter Rider Education Officer.



Rider Education Level # 1 - Safety by Commitment




Requirements: (Rider & Co-Rider): The only requirement for Level 1 is the written and expressed commitment of the Rider and Co-Rider to be a safe rider and display the patches as an outward sign of that commitment. This is done by submitting the RIDER EDUCATION FORM to a GWRRA officer, along with the appropriate fee for each registrant. The fee includes the first SAFE MILEAGE PIN.



Renewal for Level 1: No renewal is necessary for paid-up GWRRA members or Associate members. Updated SAFE MILEAGE PINS are available by submitting the REP form with \$2.00 for each registrant to a GWRRA Officer for verification.

Insignia for Level 1: "SAFE MILES PATCH". Rider or Co-Rider safe mileage pin, and a Safe Mileage Rocker Patch at 100,000 miles.

Rider Education Program Level II: Safety By Education



Level II of the Rider Education Program represents the continuing commitment of the Rider and/or Co-Rider to be a safer motorcyclist by completing approved motorcycle training at regular intervals in order to build and maintain optimum riding skills and awareness.

GWRRRA has chosen several educational training programs for the Riders and Co-Riders such as:

- The Motorcycle Safety Foundation (MSF) programs
- The MRC/RSS
- The Basic Riders Course (BRC)
- The Experienced Riders Course (ERC) (Note this includes the original ERC as well as any of the new ERC Suite courses)
- The MSF Dirt Bike Course
- Evergreen Safety council (ESC) Side Car/Trike Education Program (S/TEP)
- GWRRRA's Rider Courses and Parking Lot Program PLP)

In addition to the "Basic" or Experienced Training programs, participation in the commercially available "On course" programs will be accepted as qualifying training for this higher levels with the review and approval of the District and Region Educator.

We say, "Go see the experts" for your "On-Bike Training". Completing these courses provides the foundation and skills for your quest to be a safer motorcycle rider. All recognized programs are taught by qualified and certified instructors.

For the Co-Rider, we have provided an excellent seminar and many areas (including GWRRRA) offer participation in "Two-Up" rider course programs to assist in their role in the safety aspect of motorcycle riding. Motorcycle education goes hand in hand with commitment. The "on-bike" education by MSF, ESC, CSC, and GWRRRA for the Rider and Co-Rider and the "Off-Bike" education (Seminars) designed especially for the Co-Rider; provide a very effective approach to motorcycle safety.

This is when a Rider Education Levels Program participant truly begins to understand what the Level I commitment means and realizes the value in the program.

Requirements:

- Be a current (paid –Up) GWRRRA Member.
- Be enrolled in Level I of the Rider Education Levels Program and
- Have ridden 5,000 without an accident (Safe Miles)
- Have a current motorcycle license endorsement as required by the member's home state /providence.
- Have completed an approved Rider Course within the last three years
- Submit a completed Rider Education Program Levels application Form (Form N.7 or N.8) along with the appropriate fee, \$5.00 to a GWRRRA Officer for Verification.

Insignia for Level II: Rider /Co-Rider Education Triangle PatchRider (or Co-Rider) education “triangle” patch in the Black & Gold version instead of the Red & White can be purchased for an additional \$1.00.

Renewal: Annual Renewal is necessary on January 1st. (No renewal necessary if Level II is issued in October or later of previous year. Submit a completed Level II renewal form along with the required validating documents (Completion Cards) for each participant (For Level II Only) to the Chapter Educator or other GWRRA Officer for validation. (Note: Copies of the validating completion cards are not necessary as long as the validating officer notes the expiration date for the courses on the Rider Education Levels Program Application Form). Life Members are Required to submit annually a completed Rider Education Levels Application form with renewal information. If a Life member desires a renewal hanger bar or pin, there is a \$2 charge.

Level III: Safety By Preparedness



Level III of the Rider Education Levels Program represents the commitment of the Rider and /or Co-Rider to be prepared in the event of an accident to give aid and possibly save lives. This is achieved by becoming knowledgeable in First Aid or CPR through training and by carrying a First Aid Kit on their motorcycle at all times .

It would be wonderful if we could achieve the coveted goal of zero accidents; however, we know realistically, accidents happen. Because of this, it is important to be fully prepared to lend aid to unfortunate accident victim. It is important to always be prepared to deal with emergencies, care for injuries or to save lives.

Level III of the Rider Education Program was developed with such circumstances by recognizing and encouraging proper First Aid or CPR (Cardio-Pulmonary Resuscitation) Training. CPR has been used to save many lives. Being trained to render assistance is a tremendous asset to those the Rider Education Program participant will come in contact with daily. The Time may come when you have to save your Co-Rider's or Rider's life due to an accident while traveling.

Requirements

- Be a Current GWRRA member
- Be enrolled and current Level II of the Rider Education Program
- Maintain current First aid or CPR Certification
- Carry a First Aid Kit on the Motorcycle
- Submit a completed Rider Education Program Levels Application Form N.7 or N.8 along with the appropriate fee \$4.00 each participant to a GWRRA Officer for verification.

Insignia for Level III : Certified Tour Rider and /or Certified Co-Rider rectangular patch to display above the Level II patch. The Black & Gold version of the patches and rockers are available for an additional \$1.00

Renewal: Annual renewal is necessary on January 1st. No renewal is necessary if Level III was issued in October or later of the previous year. No renewal fee is required but forms must be sent in by the validation officer. Submit Level III renewal form along with validating documents for each participant (for Level III only) to the Chapter Educator or validating Officer.

Note: Copies of the validating completion cards are not needed as long as the validating officer notes the expiration dates for the courses on the Riders Education Levels Program Application Form. There is No Renewal Fee for Life Members but Forms must be validated by a GWRRA Officer and sent in. If a Life Member desires a renewal hanger bar or pin, there is a \$2 charge.

Level IV: Safety By Enhanced Commitment and Preparedness



Level IV is the most prestigious level with in the Rider Education Levels Program and is referred to as "Master Tour Rider/Co-Rider. It represents the highest level of commitment by the Rider and /or Co- Rider towards safe riding and preparedness. This commitment is shown by a demonstrated history of safe miles, continuing education and current certification in Both First Aid and CPR.

These Master Tour Riders /Co-Riders are the finest example to everyone of the highest level of commitment to safe

motorcycle operation and preparedness.

Level IV of the Rider Education Levels Program, The Master Tour Rider was designed for those special caring individuals who desire to “Be All They Can Be” with regards to motorcycle safety.

The requirements are more stringent than Level III and require a greater commitment. These individuals are caring, trained and prepared with experience to back them up. It is realized Level IV is not for everyone, but for those who desire to be of greater service to their fellow man, it is the correct prescription.

What is the purpose of becoming a Level IV Master Tour Rider? It’s a worthy goal. Being prepared to save a life is a high calling indeed! These individuals are shining examples to the rest of the GWRRA Membership. Others aspire to practice the same commitment as displayed by those who have obtained Level IV. For that reason, these individuals are ambassadors to the members of all levels. GWRRA provides a special gathering to celebrate the Master Tour Rider commitment each year at Wing Ding.

Requirements:

- Be a current GWRRA Member
- Be a participant in Level III of Rider Education Levels Program and have been current in Level III for a least one year.
- Have ridden a minimum of 25,000 safe (accident-free) miles.
- Be current in Both First Aid and CPR certifications.
- Wear Proper Riding apparel at all times while riding.
- Submit a completed Master Tour Rider/Co-Rider Application Form N.9 with written recommendation from the Chapter Educator or other validating GWRRA Officer (refer to G2.1) along with the appropriate fee of \$35.00 for each participant.

Co-Rider Requirements: Same as Rider and also a fee of \$35.00

Renewal: Annual Renewal of Forms and Documents are necessary but the \$10.00 renewal fee has been waived. Submit a completed Level IV Renewal Form along with the validating documents (for Level IV only) to your Rider Education Officer. No validation signature is required on renewal form. If a member requires a hanger bar or pin, there will be a \$2 charge for the bar or pin. There is no renewal charge for Life members.

The Mileage Programs

There are two (2) separate mileage programs through the Rider Education Division. They are the Safe Miles Program and the High Mileage Program.

The Safe Mileage Program: Safe miles are a part of the Rider Education Levels Program. Safe Miles is defined as the number of accident-free miles you have driven on your motorcycle SINCE Joining GWRRA. It is a way of tracking the number of safe accident free miles you have ridden while in GWRRA. The miles accumulated prior to becoming a member are not eligible under the Safe Miles Program.

If/when, an accident occurs, the participant in the safe miles program reverts to zero (0) safe miles. An accident is defined as any incident that results in reportable property damage or personal injury during the use or operation of a motorcycle. Reportable, includes but is not limited to, any law enforcement accident report or insurance claim that was filed as a result of the incident. Application for Safe Miles is accomplished by submitting the Rider Education Program Levels Form N.7 also used for Levels I through III and can be obtained from your Rider Education Officer or on the GWRRA Web Site under the Rider Education Link. <http://www.gwrra.org/>



The Safe Miles pins are available in 5,000 mile increments through 95,000 miles. At 100,000 safe miles or additional increments of 100,000 safe miles, a rocker patch is available. Thus, at 105,000 safe miles an individual applies for both a rocker patch and a pin. Check the appropriate boxes in the Level I section of the Level I form and submit the completed form with \$2 .00 for each rocker or pin per applicant, to the Chapter Educator or any GWRRA Officer for validation. The fee is the same for Black & Gold versions of the safe miles patches.



The High Mileage Program: The High Mileage program is separate from and Not a part of the Rider Education Levels Program. It should, however, be administered by the Chapter Educator. This program is provided for those who wish to display their Total mileage ridden on motorcycles.

ALL members may participate in this program. The mileage applied for includes ALL miles ridden on Any Brand of motorcycle, Both prior to and after becoming a GWRRA member. Accidents do not affect these miles. The minimum required mileage is 50,000 miles. Initially, with the first 50,000 miles, the applicant will receive a High Mileage Pin and a 50,000-mile hanger bar. Additional Mileage bars are available thereafter in 50,000 increments as additional miles are accumulated.

Application for participation in the High Mileage Program is accomplished by submitting the Rider Education Levels Program Form N.7 also used for Levels I through III and can be obtained from your Chapter Rider Education Officer or GWRRA Web site. The cost to participate in the High Mileage Program is \$5.00 for the first 50,000 miles (includes the head pin and first hanger bar) and \$2.00 for each additional 50,000-mile hanger bar.

What is the Purpose of the Plaques?

GWRRA has plaque programs that are designed to increase Chapter visitation among neighboring Chapters. If you and your chapter visit other chapters, the favor will be returned by other chapters visiting your chapter, trying to capture the plaque thus increasing the goodies sales and 50/50 sales to your chapter's treasury. It can be a lot of fun, and you will meet a lot of your GWRRA family in other GWRRA Chapters. There are three GWRRA plaques.

Region "N" Wanderer Plaque Guidelines

The object of the Wanderer Plaque is to encourage Chapter-to-Chapter visitation within Region "N". The method of transportation is not a factor in this program.

North Carolina GWRRA 2005 Tar Heel Traveler Plaque

The purpose of this program is to promote visitation and friendly competition at the chapter level within the North Carolina District. Any and all chapter "participants", to include district and region staff, may participate in the capture of the Tar Heel Traveler. There are three other Traveler Plaques for each of the divisions in North Carolina – The **Western Traveler Plaque**, the **Central Traveler Plaque** and the **Eastern Traveler Plaque**.

A minimum of four GWRRA members representing a North Carolina Chapter are required to capture the Tar Heel Traveler. The plaque may be captured by automobile or motorcycle. The inclusive dates for this program are February 5th to December 31st.

The purpose of this program is to promote visitation and friendly competition at the chapter level. Any and all chapter "participants", to include district and region staff, may participate in the capture of the Central Traveler. A minimum of FOUR GWRRA members, representing a North Carolina Central Chapter, are required to capture the Central Traveler. The plaque may be captured by automobile or motorcycle. There is no minimum mileage required. Each time a Chapter captures the plaque their Chapter's name will go into a pot for a \$100.00 drawing at the next Officers' meeting. The inclusive dates for this program are February 5 to December 31. This program is an annual event.

Evening Rides

Weather Permitting, we may have a ride set up. These rides always leave from a designated location or starting point. We will NOT start out a ride if it is raining BUT it is always possible to get caught in a rain after the ride has departed. The time of departure may vary so make sure you read your newsletter or ask the Ride Coordinator or Chapter Director who will be happy to fill you in on the ride schedule.

Friday Night Dinner Rides

Every Friday Night –ALL Year Long ---- we have a Dinner Ride; and you, as a participant in the chapter, have a say-so as to where we may go eat. We meet at Lexington Center shopping center on highway 64 in Lexington @ 6:15 P.M. Every participant that shows up has the chance to put a suggestion of where to eat in a hat and if your suggestion is pulled out of the hat –you lead the ride ...

We Leave Promptly at 6:45 P.M. to the restaurant that is chosen. If the weather is RAINING or too cold to ride the bikes, we go in our cars and carpool when necessary. When it's too bad to ride – come anyway and enjoy the friendship and fellowship that we all enjoy in our chapter outings. Visitors are always welcome to join us, no matter what brand of bike you ride.

Weekend Rides

The Chapter may schedule a Week-end ride or a full day ride. If you have any roads, parks, or trips you would like to take as a group or chapter ride let the RIDE COORDINATOR know and give them the details so it can be put on the ride schedule for a planned chapter or group ride. Many of these rides will start early or Mid – morning and run until early or late evening. Sometimes OVER NIGHT might be a factor for a longer trip. All of these rides are discussed at our regular planning meetings with the chapter, so be ready to give your input and your thoughts. YOUR INPUT IS IMPORTANT to all members of the chapter.

Get Togethers

(Chapter Meetings or Events)

Once a month we have a GET-TOGETHER (Chapter Meeting). NC A-2 meets the 1st Tuesday of every month at Cap'n Stevens Seafood Restaurant on highway 150 & Friendship Church Road between Arcadia and Tyro in Davidson County. We eat at 6:30 PM, and our Chapter meeting starts at 7:30 PM. The meeting can include speakers, videos, ride schedule planning and safety information and of course ... plenty of fellowship. These meetings are NOT business meetings; GWRRA does NOT operate in a club format. There is NO Voting, No minutes from past meetings or Treasurer Reports during the meeting.

Ride Requirements

- All participants are reminded of the importance of wearing a Regulation DOT approved helmet and other appropriate safety riding apparel.

How Do I Ride In a Group?

Preparation

- Arrive with a **full tank** of GAS!
- Group riding can be fun. Relax and enjoy the ride. And remember--getting there SAFE is the FUN of it all.

General Guidelines

- All groups should have a Lead Bike (Leader) and a Drag Bike (Rear Bike), equipped with a CB Radio when possible.
- Each bike should ride in staggered formation within a single automobile lane. The Leader rides in the LEFT tire track, and the next rider rides in the RIGHT tire track behind the Leader, with the following bikes repeating this pattern throughout the group. Trikes and sidecars may ride in a different manner.
- ON CURVES: Riders should pick their own track of approach, even if it means going into single file formation and then reform the staggered formation after the curve has been executed.
- When STOPPING at a Stop Light or Stop Sign
ALL Bikes pull up -----two abreast----directly beside the bike they were following. This will make the length of the group shorter and will help get the group through a stop light faster when in a crowded town or busy intersection.
- When starting out from a stop light or stop sign again, the Leader moves out first, accelerating slowly enough for ALL Bikes to move out in turn to return to the staggered formation. LOOK for yourself before you proceed out into traffic. Do not depend on the bike in front of you to make sure the turn is clear of oncoming traffic! There may be oncoming traffic that the bike in front of you did NOT see.
- NO one should pull up beside or PASS another bike when proceeding from an intersection.
- Allow a minimum of 2 or 3 seconds stopping distance between bikes when following single file, 1 - 2 seconds stopping distance between bikes when following in staggered formation.
 - How to maintain two second following distance between bikes :
 - Pick a roadside object beside the bike you are following ,
 - Count: ONE THOUSAND ONE-ONE, THOUSAND TWO

- When you reach that same object that will give you the 2-second following distance that should give you a SAFE Reaction Time to Stop or swerve if needed to avoid a collision with the bike in front of you.
 - HOWEVER, do not allow too much space to develop between bikes, or a car or Truck may get in between you and the bike ahead and cut you off or turn in front of you.
- When riding in a group, keep an even throttle. Don't constantly speed up or drop back. This causes what we call the "Rubber Band Effect", which will p
- eventually cause the group to be split into two groups instead of one and will allow traffic to become interspersed throughout the group. That may even cause the group to become separated, and the lead group may have to stop to get everyone back together as one group again.
- Don't just follow the Lead Bike!!
 - Be sure to check the traffic BEFORE lane changes or other maneuvers.
 - Look LEFT or RIGHT before moving LEFT or RIGHT.
 - Don't depend on your Co-Rider to tell you the way is clear!
 - Check your mirrors and turn your head and look to make sure your path is clear before you move left or right.
- Even When the Drag Bike tells you to change lanes –
 - LOOK –Turn your head and LOOK before you proceed to change lanes to make sure the path is clear .The lives you save might be your own and your co-rider's ! LOOK LEFT or RIGHT, THEN move left or right.
 - If someone in the group pulls over to the shoulder of the road and stops do not follow the bike pulling over. The Drag Bike (or Last Bike) should be designated by the Leader to stop with them to give them assistance.
 - The bike in front of the Drag Bike then becomes the Drag Bike until the original person running Drag Bike returns to the group with the missing rider. At that time every one returns to their original positions in the group if traffic allows.
- When passing other vehicles on a two-lane highway, each bike should pass in order and in turn. The Leader should accelerate far enough ahead of the group to allow the rest of the group room enough to get around the vehicle being passed and get back in line in staggered formation. When all have completed the pass the Drag Bike should inform the Leader that all riders are around the vehicle and back in formation.


Large Group Rides

- When riding in Group Rides, and you have a large group, the leader or Chapter Officers should **SPLIT** the Group into separate smaller groups with each group consisting of around five bikes per group, with a Lead and Drag Bike for each individual group.
 - The individual groups can communicate with each other and members of their group by assigning the individual groups.
 - To avoid confusion, the groups then communicate by group number. For example, “Group Number One, turn right at the light; Group Number Two, move 1 lane to the left.” By identifying the actions by group number, the members in the individual groups will know be able to follow instructions from their Group Leader or Drag Bike.

When a large group is split into separate groups, there should be a Spacing of 1/8 to 1/4 mile distance between the groups to allow four-wheeled traffic to maneuver between the groups to have access to on-ramps and off-ramps to prevent automobiles from cutting into the groups.

- Each group should keep the previous in sight, allowing all riders to make any turns or change of direction that the lead group makes.
- When riding in the **CENTER LANE** of a three-lane expressway, **ALWAYS BE READY** and oncoming traffic to cut into the pack, regardless of how you are spaced. Be prepared to adjust your spacing as necessary to avoid a collision.

RIDE SAFE and BE AWARE of your surroundings!!



Chapter Couple of the Year

A Chapter Couple is a couple who serves as Chapter ambassadors throughout the District, Region, and Nation. They visit other Chapters, communicate Chapter activities, and represent Chapter A-2 to all outside groups. The Chapter Couple program within North Carolina is growing and includes a number of specific activities just for Chapter Couples.

As Chapter Couple you can participate as much or as little as you wish, as long as you represent the chapter at our Chapter meetings. You get out of GWRRA –what you put into it The choice is yours. If you become a Chapter Couple, it will be rewarding in many ways.

Guidelines for Chapter Couple of the Year

- First and foremost--HAVE FUN and BE YOURSELF! Your Chapter selected you as you are. Continue to participate at Chapter/District/Region events as in the past. Maybe you would want to expand your horizons and consider helping in areas you might not have done so before. As ambassadors, you'll want to encourage other Members to participate and get active. BE ENTHUSIASTIC--it's contagious! When you are really excited about an upcoming event or program, others will catch your spirit.
- "What's expected of us?" To represent the GWRRA with pride, to enthusiastically support all GWRRA programs, to be positive in attitude and spirit, to lead by example while promoting an atmosphere of fun, safety and knowledge, and to uphold the highest traditions and core values of the GWRRA.
- Talk with the proper person--your Chapter/District/Region Director and/or COY Coordinator.

Chapter Couple Of The Year Requirements

- Couple must consist of one male and one female.
- They must hold Individual or Family Memberships in GWRRA. Memberships must be valid through the term of the Chapter COY position. It is suggested that a couple has completed at least one year membership in the GWRRA prior to participating in the Chapter Couple of the Year Selection Process
Notes: Associate Members are not eligible to participate in the Couple of the Year Program.

This Booklet was prepared to help you Learn about GWRRA and adjust to life in the GWRRA Chapter that you chose to participate in. Make Yourself at home with New Friends and Family and ENJOY!!

NC Chapter A2
Lexington, NC