

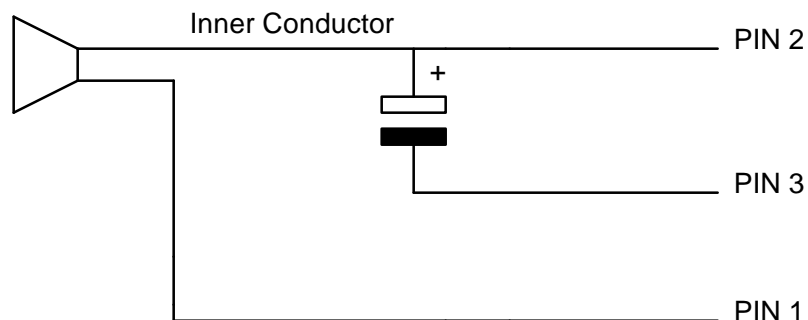
Interfacing
AKG Microphones
with
NADY's 950 UHF
wireless system

Corey Eng
June 23, 1993

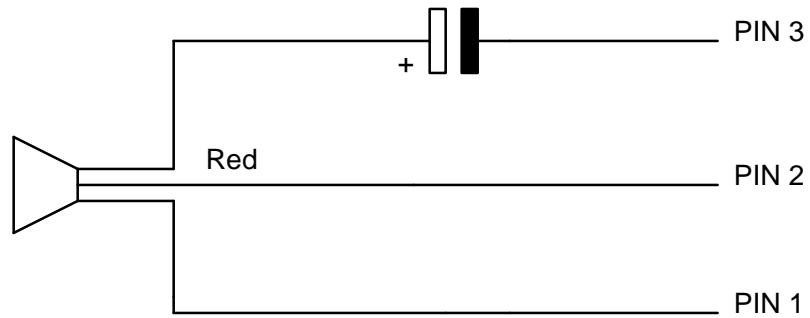
Three AKG microphones were tested using NADY 950 UHF wireless system using the LT-60 transmitter. The follow wiring diagrams give the best performance for these microphone, the CK410, CK97-O and the CK97-C.

LT-60 Pin out configuration:

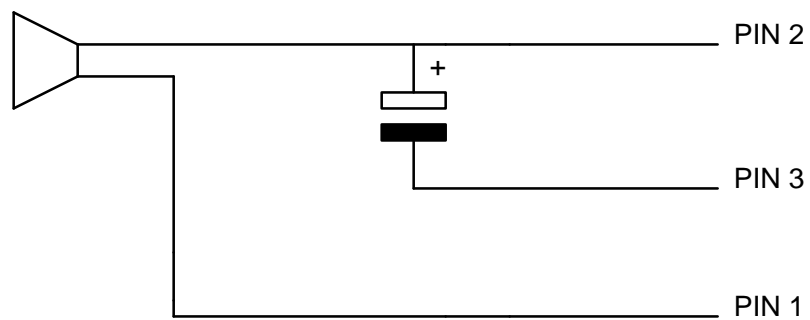
Pin 1 - Ground
Pin 2 - 9Vdc through a 15K resistor
Pin 3 - Audio Input



Wiring Diagram for the CK410



Wiring Diagram for the CK97-O



Note: There is a third wire inside the cable which has a clear insulation around it. Do not connect this wire to anything.

Wiring Diagram for the CK97-C