

Anne Arundel Fish & Game Conservation Association

"The strongest reason for the people to retain the right to keep and bear arms is, as a last resort, to protect themselves against tyranny in government."
- Thomas Jefferson

THE AAF&G BOOKSHELF

We have a new addition to the firearms library in the bookcase next to the club telephone. A generous member has donated a set of bound *American Rifleman* magazines from 1951 to 1961. Eleven years of the *American Rifleman* that many of us remember fondly. Back when the magazine was chock full of fascinating articles on gunsmithing, antiques, shooting techniques, marksmanship, competitions, new shooting product reviews, and perhaps best of all, the advertisements from establishments that, along with the prices shown, no longer exist - establishments like Hunters' Lodge, Kleins Sporting Goods, Potomac Arms, and many others.

These magazines evoke a certain bit of nostalgia, just as did *Gone with the Wind*, for an era long gone from the American scene; from before the assassinations of JFK, RFK, and MLK; from before the Gun Control Act of 1968 and all the ramifications for gun owners and gun ownership that came with it; from back when you could buy long guns by mail; from back when you were not made to feel that possessing, using, and even talking about guns and shooting was not only anti-social but probably

pure evil as well; from back before the NRA was forced by circumstances to defend the 2nd Amendment and use the *American Rifleman* more as their bully pulpit for getting the 2nd Amendment rights message out to the gun owners of this country than as a source of firearms technical, historical, and competition information for members. But even if the current version of the magazine is a pale shadow of its former glory, now you've got the real thing to remind you of what it could be like if only we law abiding citizens didn't have to devote so much of our energy to preserving those rights that we were born with and which are simply guaranteed by the 2nd Amendment.

The eleven bound volumes (one per year but as yet unmarked on the outside) are on the left hand side of the bottom two shelves of the bookcase. Please feel free to peruse them at your leisure. If there's an article that you'd like to save, you may borrow the binder, but please don't remove an issue from the binder and please return the binder to the bookcase after you've copied the desired articles so other members can enjoy them. And our thanks to Stu Barlow for generously donating this treasure that so many members will enjoy for many years to come.

SPRING HAS SPRUNG!

To celebrate the passing of winter (albeit a mild one), consider updating your wardrobe (shooting, weekend, or work) with fresh, newly designed AAF&G apparel. As you can see, we've modified the logo, so be the first on your range, team, or block to order!



Polo shirt – short- and long-sleeves (Men, Ladies)
T- Shirt
Sweatshirt
Coaches Jacket
Baseball Cap
Custom monogramming available

To view apparel options, sizes, and colors and download an order form, visit the AAF&G Web site at www.geocities.com/~aafg, or contact Jennifer Martin (jmartin21114@verizon.net).

Look for RSOs on duty
on Saturdays!

OFFICERS

President	Erick Graves	987-7670
Vice-President	David Cloutier	301-351-8070
Secretary	Debbie Gay	551-3078
Treasurer	Tom Best	562-3631

DIRECTORS

Chairperson: Andrea Miller

Tom Byrne (1)	Jim DiCanio (1)
George Imhof (1)	Andrea Miller (1)
Jay Honeywell (2)	John Michelli (2)
Paul Striffler (2)	Bill Watkins (2)
Phil Bussey (3)	Meg Clarke (3)
Dermot Hickey (3)	Bob Yurwitz (3)

COMMITTEES

Action Pistol

Jim DiCanio	573-9259
Bob Yurwitz.....	923-6835

Archery

Bill McCready	544-0591
---------------------	----------

Building & Grounds

Dermot Hickey	263-2541
---------------------	----------

Building Renovation

Meg Clarke.....	267-7233
-----------------	----------

Bullseye Pistol

Paul Striffler	544-5648
----------------------	----------

Education & Training

Meg Clarke.....	267-7233
-----------------	----------

High Power Rifle

Bill Palk	263-7626
-----------------	----------

Hunter Safety

David Alianti	257-2469
George Imhof	647-6152

Junior Rifle

Andrea Miller.....	268-0110
--------------------	----------

Kitchen

Mike and Kathy Anderson	849-5812
-------------------------------	----------

Legislation & Conservation

Brian Swift.....	brian@orcharddevelopment.com
------------------	------------------------------

Membership

Meg Clarke.....	443-904-5023
-----------------	--------------

Newsletter

Dusty Doster	alexisdoster3@comcast.net
--------------------	---------------------------

Safety

Dermot Hickey	263-2541
---------------------	----------

Shotgun

Jay Honeywell	562-3107
Clubhouse	757-6800
1730 St. Margaret's Road • Annapolis, MD 21	

YEAR IN A SNAPSHOT

Board of Directors' Meeting – *first Monday of the month, 7:30 pm (following Tuesday if Monday is Federal Holiday)*

General Meeting/Membership – *second Thursday of the month; Dinner @ 7pm* by Kitchen Committee – Pot Luck Dinner in March, June, September & December; Meeting starts at 8:00 pm

Annual Meeting (Election of Directors & Officers)
Holiday Dinner – December Meeting

New Member Walk Thrus – third Saturday @ 9 am or following Sunday @ 11am

ORGANIZED MATCHES & EVENTS

AR-15 Service Rifle League – 1st Saturday

Army "L" Target Pistol Match – last Saturday

Bullseye Pistol Leagues – Sunday 9:30 am; Tuesday 10 am; Thursday 12:00 pm; Saturday 9 am

Cowboy Action – 1st & 3rd Saturdays

Hunter Safety Classes – August 26, 28 & 30; Sept. 16, 18 & 20; Sept. 30, Oct. 2 & 4

IDPA Action Pistol – 1st Friday & 2nd & 4th Saturdays

NRA Action Pistol – September 14

NRA Junior Rifle Program – Sunday 1 pm

NRA 2700 Bullseye Pistol Match – May 17, June 21, Sept. 13, Oct. 18

Public Sight-In Day(s) – To be announced

Shotgun – Trap and Skeet – Friday 10 am to 4 pm; Saturday 10 am to 1 pm

Vintage Rifle Shoots – 2nd Saturday

EDUCATION & TRAINING

NRA Basic Rifle – August 11, 13 & 16

NRA Home Firearm Safety & Basic Pistol – July 22, 24 & 26

NRA Personal Protection – (Intermediate Pistol – Basic Required) – TBA

NRA Range Safety Officer – TBA


NBEF & MD Bowhunter Education Program – TBA

NRA Instructor Courses are offered as requested.

Additional classes, clinics and seminars are scheduled as needed. See Education and Training article.

SANCTIONED WEEKENDS

May 17 & 18; June 21 & 22; Sept. 13 & 14, Oct. 18 & 19; Nov. 1 & 2



HUNTER SAFETY

The first Hunter Education/Firearms Safety class of the year will be conducted on Tuesday, Thursday, and Saturday April 1st, 3rd, and 5th. Once again, registration must be accomplished in person at Anglers Sports center on Whitehall Rd, just a mile or so up the road from AAF&G. The registration fee for

the course is \$5.00, payable at registration at Anglers and non-refundable.

The course is conducted over two evening classes and one Saturday class. The weekday evening classes run from 6:00pm to 9:30pm and the Saturday class begins at 8:30am and continues until the exam is completed and certificates of Hunter Safety are awarded.

The weekday classes consist of indoor classroom instruction by DNR-certified instructors in hunter ethics and responsibility, modern firearms, muzzle loading firearms, handguns, archery/bow hunting, wild turkey hunting, wilderness survival, and fundamentals of marksmanship.

The Saturday class is conducted mostly outdoors and covers such topics as boating safety, tree stand safety (over 50% of all hunting injuries and deaths are related to tree stand use/misuse), practical shooting on the smallbore and trap ranges with club .22s and shotguns, a ½ mile woods walk which consists of a series of shoot-don't shoot hunting scenarios where the safety, legal, and ethical ramifications of taking a shot are addressed.

A lunch is served to the students for between \$3.50 and \$5.00 depending on the menu/season/weather after which the examination is given. Following successful completion of the exam (40 out of 50 questions answered correctly) the DNR Certificate of Hunter Safety Competency (honored in all 50 states, Canada, and Mexico) is awarded and the class is over. This is typically between 1:30pm and 2:30pm.

Classes are limited to 40 students (seating capacity in the main meeting room). Do we overbook a class on occasion? Yes, and for much the same reason the airlines do...NO

SHOWS. Sure, we've got their \$5, but we'd rather have a full class and graduate more safe hunters than have a no-show's money. The volunteer instructors don't do it for the money. They have this passion for sharing the woods and marshes with safe hunters! If we didn't overbook on occasion, we'd have sometimes 10-15 vacant seats that could be occupied by another future hunter. Even if a class is full, we will do our best to accommodate AAF&G members and their guests.

The spring class is typically not as heavily attended as the summer/fall classes, but we never know from year to year what we'll get in numbers, so if you have any interest in taking a hunter safety class, sign up as soon as registration is open at Anglers. For the upcoming end of March class, registration opens March 1st.

Hunt Safely,

David Alianti, Chief Instructor

George Imhof
George Keen
Ron Debois
Andy McKinney

Bill Palk
Ransey Stimson
Hal West
Mike Gaffney

FOR SALE:

AR-15 with Accessories

- **Colt AR-15 A2 Government Model Carbine (NRA Exc.)**
- **Colt 4 x 21 D/4x21 Scope**
- **(4) Colt 20 round magazines**
- **(2) Colt 5 round magazines**
- **(220) rounds of .223 ammunition**
- **Gun case (soft)**
- **All Boxes and manuals**

** This is a regulated firearm and must be transferred through an FFL or the MSP. Seller will pay the transfer fee.*

A BARGAIN at \$1990.00

Bob Conover
410-757-5602

JUNIOR RIFLE CLUB OVERVIEW

The Junior Rifle Club is sponsored and conducted by the Anne Arundel Fish & Game Association. This club is a National Rifle Association Club. Firing is conducted under the rules of the NRA and the Army's Director of Civilian Marksmanship (CMP). The club leaders are NRA Certified Instructors/Coaches and enforce all proper precautions and range rules. Our purpose is to train young people to handle firearms safely and to become proficient in rifle marksmanship. The shooting season is year round and will be held if the temperature is at least 40 degrees and not storming at noon. The Jr. Rifle Program shooters practice from 1:45 p.m. to 3:45 p.m. They work with the NRA Qualifications Program, which teaches them the four shooting positions and earn medals ranging from Pro-Marksman to Distinguished Expert. All required equipment (rifles, slings, ammo, shooting glasses and hearing protection) are supplied by the Jr. Rifle Program.

All potential shooters must take the Jr. Orientation Class offered the first Sunday between April and October. The cost to join is \$5.00 and then each Sunday that you shoot, the cost is \$3.00. This covers ammo and targets. Joining the Junior Rifle Program entitles you to shoot on Sunday on the smallbore range. Parents do not have to be members of AAF&G for the kids to shoot with the program but are encouraged to join if they're interested in shooting. The age limit is 11 to 18 and is open to both boys and girls. Younger participants may be considered if they are mature enough to understand and follow the rules and instructions that are presented at the club and have the strength to handle the firearms safely.

Youth are our Future!

Andrea Miller

JUNIOR RIFLE NEWS

The Junior Rifle Program starts at 1:30 - 3:30 p.m., every Sunday starting in March (weather permitting). The Advance Team practices from 11:30 a.m. to 1:30 p.m., every Sunday starting in March. The first Junior Rifle Orientation Class will be held on April 6, 2008 at 1:00 p.m. in the clubhouse. If you plan to attend an Orientation Class, please give me a call at 410-260-1009 (daytime Monday - Friday) or email me at acmiller69@comcast.net

The Jr. Rifle Program has been slow, so far this year. Seems the weather has been below 40 degrees on Sundays. During these slow months, junior shooters can learn a lot about what's happening in their sport by going on the computer to the NRA, CMP or USA Shooting web pages which follow.

www.nrahq.org • www.odcmp.com
www.usashooting.com

Remember the NRA Museum in Fairfax, VA. is open seven days a week from 10:00 a.m. to 4:00 p.m. and is every kid's dream. A great gift is a Junior NRA membership (online) for about \$15 and they can get the 'Insight' magazine.

Youth are our Future!

Andrea Miller



MORE SITES TO CHECK OUT

www.msarpa.org

<http://www.odcmp.org>

www.idpa.com

<http://millcreekwranglers.org>

www.twelfthprecinct.com

www.uspsa.org

Eccles High Power Rifle Range 1

Other than the usual crew that shows up for the AR-15 and Vintage Rifle matches and a few other die-hards the rifle range has been a bit quiet for the last month. This is probably due to a combination of cold weather (it is winter, ya know) and the end of the deer hunting season for muzzleloaders.

We did make some noise a few weeks ago when a work party of sixteen rifle shooters showed up to measure, cut, lift, and attach the remaining 2"x12"s to the vertical extensions on midrange baffle #2. They are all in place and most of them are through-bolted with the sections of threaded rod remaining from the wall. The only reason they were not all bolted on was that we ran out of the threaded rod and had to cut some more (and purchase a few more nuts and washers). Except for filling both the wall and the baffle with gravel, the remaining plank installation work (install remaining through-bolts, install three anti-spread lengths of threaded rod per plank and attach the anti-sag straps) can and will be done during the weekdays ahead by a small crew of two workers. The next (and, by gosh, the very last) major work party will be to fill the wall the rest of the way up with gravel and to fill the added baffle height with gravel.

While we're on this topic, remember that until the word is given officially, we're still not ready for shooting from below the level of the bench top. Soon, however, very soon.....! And then the AR-15 league shooters will be shooting their 30 rounds with 10 offhand, 10 seated/kneeling, and 10 prone. Hopefully, there will be a marked increase in the scores. Likewise the Vintage Rifle matches will also be doing some shooting from the prone and sitting/kneeling positions. For those that have

any interest in shooting older guns, the schedule for the 2008 Vintage Rifle matches is shown here as well as on the AAF&G web site.

2008 AAF&G Vintage (and other) Rifle Matches

- Jan 12** **Single Shot Rifles**, no magazines, firing a cartridge, other than .22rimfire, originally loaded with Black Powder.
- Feb 9** **22 Rimfire Hunting & Plinking Rifles** manufactured 1960s and earlier with Scopes or Iron Sights. Scoped rifles will shoot at a special Mojo target (with reduced diameter 10 & X rings) *NOTE: Matches begin at 1:00pm*
- Mar 8** **Lever Action Rifles with Tubular Magazines** shooting either rifle or pistol cartridges, and fitted with iron sights. No Scopes.
- Apr 12** **Military Manual Bolt Action Rifle** configured as originally issued but may have after market (Mojo, etc, style) sights.
- May 10** **Muzzleloaders**, Traditional Side Hammer style with Iron Sights.
- Jun 14** **Military Semi-Auto Rifle** of a type issued prior to 1964, configured as originally issued and with original style sights.

All matches will be held on the 2nd Saturday of the month from 10am-12noon unless otherwise noted. Except for aftermarket sights allowed on Military Bolt Action Rifles used during the January matches, all military rifles should conform to current CMP Competition Rule 6.0.

Shoot Safely and Often,

Bill Palk

The results of the **January** Vintage Rifle Match (Single Shot Rifles chambered for a cartridge originally loaded with black powder) are as follows:

	Shooter	Type Rifle	Caliber	Score
Relay #1	Dermott H	Sharps	.45-70	95/1x
	David H	Sharps	.45-70	90/2x
	Bill P	Sharps	.45-70	89
	Roy H	Sharps	.45-70	83/1x
Relay #2	Dermott H	Sharps	.45-70	91/1x
	David H	Sharps	.45-70	97/2x
	Roy H	Sharps	.45-70	98/1x
	Eric S	Trapdoor	.45-70	83
Relay #3	Dermott H	Sharps	.45-70	84
	David H	Sharps	.45-70	93/1x
	Roy H	Sharps	.45-70	98/3x
	Eric S	Trapdoor	.45-70	96/3x
Relay #4	Dermott H	Sharps	.45-70	87
	David H	Sharps	.45-70	88
	Eric S	Trapdoor	.45-70	93

VINTAGE RIFLE MATCH - FEBRUARY '08

The February Vintage Rifle match brought a few classic .22 rimfires out of the closet and onto the firing line. The 1:00pm starting time seemed to present no deterrence to shooters coming out and having a good time with the plinking guns of their youth. While there were only four shooters (the rest of the usual suspects having to work unexpectedly, go on vacation for a dose of pre-equinoctial sunshine, or had no excuse) they managed to get through four relays and post some respectable scores, all things considered. The scores are shown below. It's really amazing what some of these older guns are still capable of when using the right ammunition. All shooting except as noted was from the bench. Targets were at 100 yards. Sights were metallic, open or peep, plinking rifles only; no target rifles. In the case of the Savage Model 1903 (with a nice octagonal barrel), according to its serial number it was made during the early part of the 20th century, possibly pre-war (WWI) and despite the fact that many .22rf cartridges (1) were still loaded with black powder back then and (2) used corrosive priming compounds, the bore has survived with excellent accuracy.

<u>Relay #1</u>	<u>Shooter</u>	<u>Gun</u>	<u>Caliber</u>	<u>Score</u>
	Erin R.	Remington Speedmaster, semiauto	.22	69
	Roy H.	Marlin 39, lever action	.22	92/1x
	Bill P.	Wards Westernfield, pump	.22	N/R
	Jack S.	Savage Model 1903, pump	.22	81
<u>Relay #2</u>	<u>Shooter</u>	<u>Gun</u>	<u>Caliber</u>	<u>Score</u>
	Erin R.	Remington Speedmaster, semiauto	.22	65/1x
	Roy H.	Marlin 39, lever action	.22	97/2x
	Bill P.	Wards Westernfield, pump	.22	94/2x
	Jack S.	Savage Model 1903, pump	.22	83
<u>Relay #3</u>	<u>Shooter</u>	<u>Gun</u>	<u>Caliber</u>	<u>Score</u>
	Erin R.	Remington Speedmaster, semiauto	.22	88/1x
	Roy H.	Marlin 39, lever action	.22	94/2x
	Bill P.	Wards Westernfield, pump	.22	95/1x
	Jack S.	Savage Model 1903, pump	.22	84
<u>Relay #4</u>	<u>Shooter</u>	<u>Gun</u>	<u>Caliber</u>	<u>Score</u>
	Erin R.	Remington Speedmaster, semiauto	.22	80
	Roy H.	Marlin 39, lever action	.22	72 (offhand)
	Bill P.	Wards Westernfield, pump	.22	94/1x
	Jack S.	Savage Model 1903, pump	.22	93/1x

ECCLES HP RIFLE RANGE

There's not a lot to report concerning work parties on the range. There's really not a lot that can be done until the ground dries out. There is one thing I'd like to bring to the attention of all rifle shooters and that's the use of target frames and target placement on the frames. This subject was mentioned in the last issue of *The SCORE*, but it bears bringing up again. There are still too many trails from ground strikes being found on the range and actually, one is one too many. This evidence suggests very strongly that some shooters are either not using the target frames or are using the frames but are mounting the targets far too low on the frame. Remember, the bullets you send down range must strike the earthen backstop behind the 100 yard target line. They cannot be allowed to strike the ground in between the backstop and the firing line.

If you want to shoot on the HP range and find that there are not enough target frames in the shed for all six shooters at that time, email me at wpalk@verizon.net and I'll make sure there are enough for all six shooting positions. That is, I'll get them out there as soon as I can, but it won't be that day. And if some other shooter has a target frame at 50 yds and another at 100 yds. (or 25 and 50) so he doesn't have to do so much walking downrange and back (hence the shortage), ask him if you can use the one he's not actively shooting on. He should be willing, but then move it to your shooting lane, please. Don't try to shoot into his lane.

Shoot safely and often,

Bill Palk

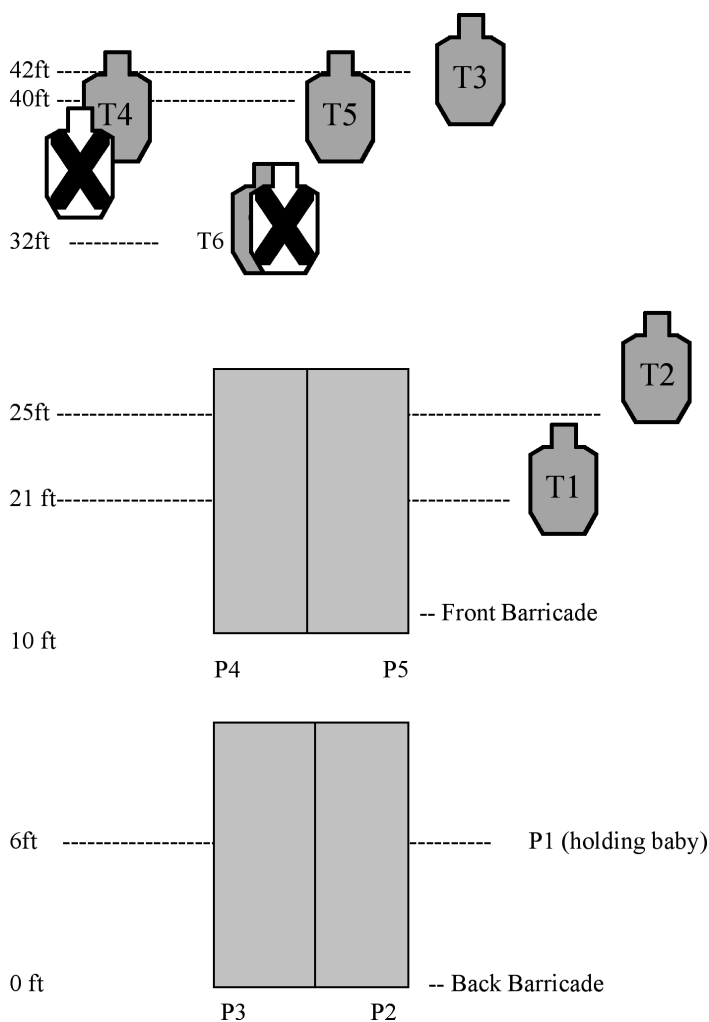
MARCH 2008 - IDPA REPORT

Our IDPA program continues to flourish. So far this year (January and February), we have matches on 9 different days (13 matches in all).

For those who might be thinking of trying IDPA, an example of an IDPA stage is shown below. Usually, there will be 5 or 6 stages per match.

The stage shown below contains 6 IDPA shoot targets, 2 “no shoot” targets (no shoot targets are marked by an “X” or by a pair of hands painted on the target), 2 barricades, and a baby in a basket. In this scenario, entitled “Bad Day at the Market,” the shooter begins at P1 holding his baby in a basket at the market with both hands. The shooter must react when 6 armed thugs, who have botched a robbery at the market, begin shooting customers. At the start signal, the shooter must transfer baby to his weak hand, draw, and while retreating to cover (the back barricade) address T1 and T2 with at least 2 rounds each (the targets must be shot while the shooter is moving). The shooter must then put baby on the ground behind the barricade (there is a 3 second penalty for dropping or spiking baby) and address T3 with at least 2 rounds freestyle from the cover of the barricade at P2 (both feet and the lower body must be behind the barricade; only one half of the head and upper body may be visible to the target). The shooter will then move to the left side of the barricade at P3 and from cover address T4 with at least 2 rounds (avoiding the no shoot target). Then the shooter will advance to the front barricade at P4 or P5 and, using cover appropriately, address T5 and T6 with at least 2 rounds each. Note that the no shoot target in front of T6 requires that T6 be addressed by head shots. When shooting multiple targets from a barricade, the targets must be addressed as the shooter sees them (this is called “slicing the pie” and avoids the shooter being unnecessarily being exposed to a shoot target). If the shooter chooses to shoot from P4, T6 would be addressed first whereas if the shooter chooses to shoot from P5, T5 would be addressed first. As this stage requires a minimum of 12 rounds (the maximum allowed in the gun at any time is 11 rounds), an “on the clock” reload will be required sometime in the stage. The target distances for this stage range from 15 feet to 42 feet. To add realism and complexity, some or all of the shoot targets may be covered by T shirts, so that the scoring rings are not visible.

BAD DAY AT THE MARKET



IDPA shooting measures both accuracy and speed. The shooter's score for a stage is the total of the raw time (the elapsed time from the start signal to the last round fired – timed by an electronic timer), plus ½ second for any “points down” (points less than a perfect score), plus any penalties (for example, 5 seconds for hitting a no shoot target).

Mark Your Calendars:

Pennsylvania State IDPA Championship match is at Ontelaunee Rod and Gun Club in New Tripoli, PA on May 16-18. Contact: Tim Kirkpatrick at qtrt@ptd.net.

Reminder: AAFG holds its IDPA weekend match on the 2nd and 4th Saturday of the month from 10:00am-1:00pm. In addition, a weekday match is offered on the first Friday of the month beginning at 10 AM. Spectators and new members are always welcome. If you are interested in joining, please contact Dave Cloutier at dcloutier@earthlink.net or visit our website at www.aafgidpa.com. Hope to see you on the range,

DOWN ZERO

BULLSEYE PISTOL REPORT

1



Bullseye pistol shooting is firming up for the indoor season. AAF&G will be well represented at the NRA 2008 Indoor National Championships. This championship is conducted throughout the country at over 35 sectional indoor tournaments. We will be attending the Sectional at the York and Adams Shooting Club 50ft range in Abbottstown, PA. Fourteen AAF&G league shooters will shoot in the 90 round individual matches of the .22 pistol sectional. Three AAF&G four man teams will be designated from the results of the AAF&G 2007 Fall .22 Pistol League and will shoot the 30 round team match. We usually have an Expert team, a Sharpshooter team, and a Marksman team, which are named the AAF&G Gold, Silver, and Bronze teams respectively. Over the years we have had some very strong team showings both locally and in the national rankings. The plan is to shoot our way to the top again!

The Fall 2007 .22 Bullseye Pistol League completed December 22nd. A total of 22 individual shooters fired a total of 169 .22 pistol 900 aggregate matches. The competitors on the right are the award winners and high shooters in each classification for the AAF&G Year 2007 Fall League.

It looked like the holiday week kept a good number of our usually dedicated shooters away. Hopefully they all had plenty of turkey, ham, and fixings and will be back on the firing line shortly. President Erick posting the high score for both aggregates exhibited some very nice shooting. Dermott was able to shoot more .22 Xs than son Dave, however bragging rights went home with Dave for his higher overall score. Better luck next time Derm!

High Master Classification (97%) One Competitor fired – One Eligible

Master Classification (95%) No Competitors Fired

Expert Classification (90%)

Six Competitors fired – Four Eligible

Erick Graves – 93.83% - 1st Expert

Dennis Walls – 92.18% - 2nd Expert

Paul Striffler – 91.49%

Sharpshooter Classification (85%) Six Competitors Fired – Five Eligible

Gary Wagner – 90.15 - 1st Sharpshooter

Jack Walsh – 88.6% - 2nd Sharpshooter

Lloyd Smithey – 88.21% - 3rd Sharpshooter

Gordon Davids – 86.86%

Marksman Classification (Below 85%) Ten Competitors Fired – Four Eligible

John Morrison – 79.41% - 1st Marksman

Pat DiMauro – 78.72% - 2nd Marksman

Thomas Rick – 78.15

Tyro Classification (new shooters who have never fired a 900 aggregate match)

No Competitors Fired

Individual Awards – Not limited by the five-relay requirement

Steve Peters - New Personal League Best – 839-14x

Lloyd Smithey – New Personal League Best – 813-22x

David Hickey - New Personal League Best – 803-15x

John Morrison – Most Improved Fall League shooter – 123.17 points

At the end of a league if a shooter's average is above their present classification he/she is moved up. Once a shooter gains a higher classification he/she shoots in that classification from then on. Final averages are computed from the top eight scores fired in any of the league relays during the 12 or 13 weeks of the league. To be eligible for awards shooters must have fired in at least five league relays, and at least two shooters must be eligible in the classification.

Congratulations to Gary Wagner for breaking into the Expert Classification during the League. We are happy to have him back shooting with AAF&G after his too long of a stay in North Carolina. Well done Gary! Also well done To Steve, Lloyd, and Dave for establishing new personal bests during the fall league. Of note is the rapid improvement of John Morrison from the previous league. Some serious and diligent application of the basic bullseye pistol shooting fundamentals can do wonders for your scores.

The **Army "L" Target 1800 Tournament for December** was conducted December 29th with a total of 11 competitors. There were six shooters for the .22 pistol aggregate, and five for the center fire pistol aggregate. The tournament top shooters were as follows:

Dec. 29th .22 Aggregate Match

Erick Graves	894-65x
David Hickey	877-43x
Dermott Hickey	859-50x
Gordon Davids	851-32x

Dec. 29th CF Aggregate Match

Erick Graves	882-60x
Dennis Walls	842-42x
Gordon Davids	837-27x (Revolver)

Paul Striffler

pjstriff@cablespeed.com

BULLSEYE PISTOL REPORT #2

Shrimpfest 2007 was held in the clubhouse February 3. It was the seventh Annual awards luncheon celebrating the successes of the Anne Arundel Fish and Game bullseye pistol program and the individual accomplishments of the shooters. Over 35 shooters and their guests witnessed the presentation of: 38 trophies and certificates to the competitors in the four 2007 AAF&G bullseye pistol leagues, eight certificates to the top AAF&G Army "L" Target Tournament competitors, and certificates to the top three AAF&G NRA Distinguished Revolver Match competitors. The high point of the Shrimpfest was the recognition of the Anne Arundel Fish and Game Bullseye Pistol Shooter of the Year for 2007. Along with the presentations all enjoyed some great food, provided by the "Shrimpmiester" Frank Stanbro and "meatball maker" Al Grzech.

The results of each bullseye pistol league have been posted in the SCORE throughout the year. The following awards were presented at the Shrimpfest that have not be listed in the SCORE:

Most Improved League Shooters:

The following shooters indicated the greatest point improvement over their previous league average:

- 2006 Winter League: Jack Walsh – 57.46 Points
- 2007 Spring League: Larry Benton – 26.91 points
- 2007 Summer League: Lloyd Smithey – 26.5 points
- 2007 Fall League: John Morrison – 123.17 points

Army "L" Target Tournament Awards:

The following shooters had the top scores for AAF&G competitors in the 2007 Army "L" Target Tournaments:

.22 Aggregate

- 1st Place .22: John Hollingshead, 899-85, April 07
- 2nd Place .22: Erick Graves, 897-81, April 07
- 3rd Place .22: Paul Striffler, 891-64, March 07
- 4th Place .22: Steve Peters, 888-57, March 07

CF Aggregate

- 1st Place CF: John Hollingshead, 891-68, May 07
- 2nd Place CF: Paul Striffler, 890-58, Nov. 07
- 3rd Place CF: Erick Graves, 889-59, Dec. 07
- 4th Place CF: Larry Benton, 858-43, July 07

NRA Distinguished Revolver Program:

The following three shooters had the top scores of the 7 AAF&G competitors who fired a total of 16 matches in the five practice NRA Distinguished Revolver Matches held at AAF&G:

- 1st Place: Paul Striffler, 259-2, June 16
- 2nd Place: Erick Graves, 258-4, Sept. 15
- 3rd Place: Gordon Davids, 254-4, Sept. 15



Paul Striffler presents Jack Walsh with the 2007 AAF&G Bullseye Pistol Shooter of the Year Award

The AAF&G Bullseye Pistol Shooter of the Year award is provided to the shooter who has diligently and persistently applied sustained effort in improving their skill in the sport, and who has fully supported the various facets of the AAF&G bullseye pistol program. Recipients, starting at our second Shrimpfest were:

- 2002 David Napierkowski
- 2003 Erick Graves
- 2004 Brian Davids
- 2005 John Hollingshead
- 2006 Gordon Davids

This year's recipient has made a concerted effort to master the sport. He started shooting the .22 league in September of 2006 and shortly thereafter started shooting the demanding .45 automatic. He did not hesitate to start competing in NRA conventional pistol tournaments, firing a number of 2700s and representing AAF&G as a member of a .22 sectional team. He was a competitor at the 2007 National Pistol Championship in Camp Perry Ohio and was a member of the AAF&G pistol team that returned to Camp Perry after a 17 year absence.

He is a frequent participant in the Tuesday training sessions and attended a number of premier shooting clinics, including one taught by the seven time National Champion Gunny Sergeant Brian Zins, and the Small Arms Firing School at Camp Perry. He has improved his .22 scores from 462-0 in August of 2006 to a 2007 high of 813-11, a 351 point increase. Likewise he has worked hard to improve his .45 scores going from 412-0 in September of 2006 to recently shooting 769-9, a 357 point increase. He has increased his league classification from Marksman to Sharpshooter, and finished in the 2007 AAF&G Army "L" target top ten shooters in both .22 and CF.

He has been involved with the bullseye pistol committee and has

Bullseye Report, continued on Page 10.

qualified as a league Chief Range Officer. He threw his hat in the ring to run for an AAF&G board member position in the December elections. The 2007 Anne Arundel Fish and Game Bullseye Pistol Shooter of the Year is Jack Walsh.

The Army "L" Target 1800 Tournaments for the first two months of 2008 have had light attendance. I am sure as the weather gets better the firing line will full up. Plan on attending this informal tournament that introduces new shooters to the NRA line commands and course of fire on the nice friendly (read big) and close (25yds) targets. Time to dust off those target pistols and start warming up for the spring and summer shooting season. The cost is \$5.00 per 90 shot relay. The first shot down range for the .22 900 aggregate is 9:00am every last Saturday of the month. The results for the first two 2008 tournaments are as follows:

The **Tournament for January** was held Jan. 26th with a total of nine competitors. There were six shooters for the .22 pistol, and three for the center fire pistol agg. The top shooters were as follows:

Jan. 26th .22 Aggregate Match

Erick Graves	887-62x
Jack Walsh	882-52x
Dermott Hickey	870-50x

Jan. 26th CF Aggregate Match

Dennis Walls	883-55x
Erick Graves	881-50x
Jack Walsh	833-55x

The **Tournament for February** was held Feb. 29th with a total of 12 competitors. There were eight shooters for the .22 pistol, and four for the center fire pistol agg. The top shooters were as follows:

Feb. 29th .22 Aggregate Match

Paul Striffler	887-71x
Erick Graves	887-59x (second relay)
Erick Graves	887-56x
Stacey Shade	885-57x
Jack Walsh	872-44x

Feb. 29th CF Aggregate Match

Paul Striffler	875-58x
Dennis Walls	850-40x
Stacey Shade	821-40x

Welcome to Stacey Shade and Douglas Stephens, who traveled from Winchester, VA to shoot their first AAF&G Army "L" Target Tournament. They are Virginia National Guard shooters and competed in an AAF&G NRA 2700 last year.

Paul Striffler

pjstriff@cablespeed.com




Make your own target frame for the High Power Rifle Range!

It doesn't cost that much and it's not all that complicated to assemble.

Here's what you need in the way of materials to make a target frame: The current frame design uses 1"x2"s, 6' long for the uprights and 18" long for the cross pieces. The only other wood used is 1/4" plywood, 6" x 19 1/2" for bracing at the bottom and top. The 18" crosspieces put the side rails at the right width to fit into the ground holes. These pieces fit inside the uprights! It is very simple. Each frame requires (2) 1"x2"x6', (3) 1"x2"x18", and two of the 6"x19 1/2" x 1/4" plywood pieces. That's it!

The target backers are typically made from 20" x 30" foam core backer board but there's a pile of donated real estate and political campaign signs piled next to the frame storage container that lend themselves to this use very nicely.



AFRICAN SAFARI 2007

By John Posoli

(Continued from

December 2007-January 2008 SCORE)

DAY V

AM

We had an early departure for a two-hour drive towards the Kalahari Desert in order to hunt on a different 10,000 acre ranch. Spotted some springbok; but couldn't close. We went back to a watering hole and shot sand grouse for two hours. It's not Argentina, but I still had lots of fun, including one hat trick. As before we had no retriever except Lucas; many wounded fell into the brush and escaped. Two shooters took 50 birds.

At 10:30 we again went after Springbok and saw a small group in high brush. Boet, Irwin and I began to stalk. In this area the dry grass was very sparse and instead of dry soil the ground was dry sand. Even I could stalk quietly. Once again the wind kept shifting; we had to circle 270 degrees counter clockwise as we closed to 75 yards for my shot from the "sticks". This one was worth a Silver Medal. Springbok are small, the size of a 100 lb whitetail, and arguably the prettiest of all the game.

PM

After a light luncheon Irwin, Lucas and I drove to a watering station in the general location of the bull Kudu from Day I. We set up in a pre-existing brush blind and stayed until dark. No Kudu! By now I'm beginning to believe the sports writers' stories about the "Elusive Kudu" and understand why it is called the "African Grey Ghost".

DAY VI

AM

Irwin, Lucas and I got a late start and drove to the watering station where we jumped the two bulls on day II. The truck slowed as we approached the windmill and Irwin saw one Kudu bull. I very carefully got out of the passenger door as Irwin chambered a round for me and Lucas set up the sticks. I got my crosshairs on the truly magnificent Kudu but a beef moved in the way. Irwin implored me not to shoot and I whispered back that I hadn't traveled all the way to Africa to shoot a damn cow. Another beef moved in and a six-inch gap developed between two beeves that presented me with a very tricky shot. I decided to wait and the cattle moved together. I could see the Kudu's back above the two bovines but didn't want to risk a spine shot. After two nerve-wracking minutes the cattle moved and I placed the 190-yard shot below the shoulder, African game style. The Bull Kudu is just barely a gold medal, equivalent to a ten-point buck but not twelve. None of which is important to me; the thrill and excitement of the few quick minutes (it seemed like an hour) was the highlight of the trip.

For the next day and a half I lazed around the camp and relaxed waiting for Vinson to bring in his Kudu. Unfortunately, it didn't happen for him. Overall I went six for six with five gold medals.

Volunteers Needed

Members, help make shotgun sports at AAF&G more enjoyable for all by donating just three hours of your time a month. When you're a regular shotgun volunteer you pay less for your rounds!

Contact Jay Honeywell at:

JayHoneywell@yahoo.com or call 410-562-3107.



Anne Arundel Fish & Game Assn.
P. O. Box 150
Arnold, MD 21012
410-757-6800

Nonprofit Org
US Postage
PAID
Annapolis, MD
Permit #269



Pot Luck Dinner June 12th

Dinner
7 PM

Meeting
8 PM

Bring a dish and your membership card
to vote on the By-Laws changes.

Club Activities

Shotgun - Trap and Skeet

Friday: 10am to 4pm

Saturday: 10am to 1pm

Bullseye Pistol Leagues

Sunday 9:30 am; Tuesday 10 am;

Thursday 12:00 pm; Saturday 9 am

Use the **Plinking Range** to try out a new gun.
Check the Range Rules for caliber
and target restrictions.

See page 2 for list of regular activities.