

















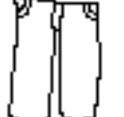








Clothes

Vocabulary

Beau-t-I	Bowtie	
Bras/ bras-zi-re	Bra/Brassiere	
Cap/ baseball at	Cap (UK)/baseball hat	
Jack-ette	Jacket	
Côte	Coat	
Dresse	Dress	
Dressing gown/ housse côte	Dressing gown (UK)/ House coat	
At	Hat	
Jumpe/ souet-her	Jumper (UK)/ sweater	
Pant-iz/ under-were	Panties/ underwear	
Sh-irt/ bl-ow-sse	Shirt/ blouse	

Shew-ze	Shoes	
Sh-ortsse	Shorts	
ss-kirte	Skirt	
So-que	Socks	
t-I	Tie/ necktie	
Eye heelze	High heels	
Train-nerze/ run-ning shew-ze/ snee-kerze	Trainers (UK)/ running shoes/ sneakers	
Tra-zes/ pantsse	Trousers (UK)/Pants	
Ti-sh-irt	T-shirt	
Way-sste/ vai-sste	Waistcoat (UK)/ vest	
Gla-ves	Gloves	
Mite-tens	Mittens	
Gl-à-cize	Glasses	

Bré-sse-laite	Bracelet	
Hair-pine	Hair pin	
Bel-te	Belt	
Bok-kule	Buckle	
Peu-sse	Purse	
Bot-tons	Buttons	
Neck-léce	Necklace	

Match the clothes to the wearer

- Skirt
- Pants
- Shoes
- Necktie
- High heels
- Gloves
- Shirt
- Blouse
- Jacket
- Panties

Women

Men


Both

Scrambled words

Find the word

1. s e s r d	7. l e t b
2. t a n s p	8. o t s h r s
3. e h s o s	9. a o t c
4. k c o s s	10. u s r p e
5. o w e b t i	11. s s a l e g s
6. a t h	12. l u o b s e

Identify



Describe your clothes

Write down what you are wearing today

- the type of clothes
- the color
- big/small, tight/loose

Today I am wearing...

Verb “to wear”

I am wearing, (she/he is wearing, we are wearing)	Je porte (maintenant),
I (/she/he/we) wore	J’ai porté (hier)
I (/she/he/we) will wear	Je porterai (demain)

Exercise: “to wear”

Put the proper verb tense in these sentences.

1. I _____ a pair of black shoes right now.
2. I _____ a purple dress to the wedding tomorrow.
3. I _____ high heels yesterday.
4. She _____ a green skirt yesterday.
5. He _____ a white shirt underneath his jacket.
6. We _____ our uniforms tomorrow.
7. I _____ a pair of blue pants right now.
8. I _____ a tight T-shirt yesterday.
9. I _____ my red jacket tomorrow.
10. We _____ our red hats right now.

Adjectives

Too tight	Trop serré
Too loose	Trop lousse
Too big	Trop grand
Too small	Trop petit

Exercise

1. Do you have a size bigger because my pants are _____.
2. Do you have a size smaller because my skirt is _____.
3. My pants are _____ I can take them off without unzipping them.
4. My dress is _____ I can hardly breathe.

A **pair** is a set of two objects that form a unit.

- A **pair of** shoes (2 feet)
- A **pair of** pants (2 legs)
- A **pair of** shorts (2 legs)
- A **pair of** socks (2 feet)
- A **pair of** gloves (2 hands)

Put on/ putting on (*mettre*)

Eg. Put on that shirt. (command)

I’m putting on a shirt.

Take off/ taking off (*enlever*)

Eg. Take off your clothes.

(command)

I’m taking off my clothes.

Try on/ trying on (*essayer*)

Eg. Try this shirt on. (command)

I’m trying on my clothes.

Important phrases in a store

1. Can I try this on?
2. Do you have a bigger/smaller size?
3. Do you have this in another color?
4. How much is it?
5. Is there a special today?

Dialog:

Customer: Excuse me, where are the dress shoes?

Sales lady: They're over there in the shoe department.

Customer: Do you have the kind without laces?

Sales lady: Sure. They're over there on your right.

Sales lady: What size shoe do you wear?

Customer: (I wear a) size nine and a half.

Sales lady: Here, try these on.

Customer: They are a little too big.

Sales lady: How about these?

Customer: They are just right. How much are they?

Sales lady: They're \$19.95. They're on sale this week.

Customer: Good, I'll take them.

Role Play

STUDENT: Can I try on this _____.

Teacher: How does it fit?

STUDENT: It's a bit too _____. Can I have a size _____.

Teacher: No problem... here you go.

STUDENT: Do you have it in another color like _____.

Teacher: No I do not.

STUDENT: Ok well I won't take it then. Thank you.

Dialog:

Customer: Excuse me, where are the boy's pants?

Sales lady: They're over there in the children's ware on aisle 19.

Customer: Do you have the jean kind?

Sales lady: Sure. They're over there on your right.

Sales lady: What size of pants does your son wear?

Customer: He wears a size 5.

Sales lady: Here.

Customer: These look a little too big and do you have them in black.

Sales lady: How about these?

Customer: They are just right. How much are they?

Sales lady. They're \$15.45. They're on sale this week.

Customer. Good, I'll take them.

Conversation

Salesperson: Hi. Can I help you find anything?

Customer: Yes. I am looking for an outfit for a Christmas party.

S: Is it formal or informal?

C: It is pretty informal, I think.

S: Are you looking at pants or a dress?

C: I think a dress or a skirt. Preferably something in red.

S: We have some nice red dresses over in this area. They look very festive for the Christmas season.

S: What size are you looking for?

C: I think about a size 10.

S: Okay, here are a couple. Would you like to try them on?

C: Yes, please.

S: Sure, our fitting rooms are back here. (Customer tries on dress.)

S: How did you make out?

C: Good. The first one didn't quite fit right but I really like the second one.

S: Great! Just to let you know, it's on sale so there are no refunds or exchanges.

C: That's fine. I know it will look great at the party.

S: Thank-you and come again.

Oral Comprehension

Listen to the following text “Vanessa goes shopping” and answer the following questions.

(Text on tape)

Vanessa goes Shopping

Vanessa went to the clothes store yesterday to find a dress to wear to her friend’s party. The clothes store she likes is beside the church on Queen Street and it is called *the Château*. She tried on many dresses, long ones, short ones, tight ones and loose one. She finally picked a blue summer dress with flowers on it.

1. What is Vanessa shopping for?
2. Why is Vanessa shopping?
3. What is the name of the store where Vanessa is shopping?
4. On what street is the store?
5. What is beside the store?
6. What did Vanessa buy?

